

**WESTERN**

**EIIM**



**2022**

**IMPLEMENTATION WORKSHOP**

**May 26, 2022**

# INTRODUCTION

Michelle Cathcart

*Vice President Transmission Operations*



# Healthy Vision Month

- May is *Healthy Vision Month*
- Schedule a comprehensive dilated exam to check for common eye problems
  - Best way to find out if you need glasses or contacts, or are in early stages of an eye-related disease



# Nine ways to protect your vision

1. Get regular comprehensive dilated eye exams.
2. Know your family's eye health history (some eye diseases or conditions are hereditary).
3. Eat right to protect your sight: dark leafy greens or fish high in omega-3 fatty acids.
4. Maintain a healthy weight
5. Wear protective eyewear when playing sports or doing activities at home.
6. Quit smoking or never start.
7. Wear sunglasses that block 99 percent-100 percent of ultraviolet A (UVA) and ultraviolet B (UVB) radiation.
8. Wash your hands before taking out your contacts and cleanse your contact lenses properly.
9. Practice workplace eye safety.

# Agenda

**GRID** Modernization 

Time	Topic	Presenter
1 to 1:10 p.m.	Introductions	Michelle Cathcart
1:10 to 1:20 p.m.	Grid Mod Update	Mark Symonds
1:20 to 1:30	EIM Program Update	Elsa Chang and Mark Symonds
1:35 to 2:15 p.m.	Settlements	Rasa Keanini
	Break	
2:30: 3:30	Settlements (cont'd)	Rasa Keanini
3:30 to 3:35 p.m.	Agency Enterprise Portal (AEP)	Maggie Rhodes
3:35 to 4:00 p.m.	Open question and answer	

# Continued Customer Engagement

GRID Modernization 

- We will schedule an additional workshop if we need more time for today's material.
- BPA will host a workshop the week of June 20<sup>th</sup> prior to the release of EIM Settlements Bills around June 25.
- Please submit any questions to [gridmod@bpa.gov](mailto:gridmod@bpa.gov) and we will address them via email, or work with your Account Executive.

# GRID MODERNIZATION MOBILIZATION

Mark Symonds

*Grid Modernization Director*



# Grid Modernization Mobilization Status

**GRID** Modernization

Updated: 05.25.2022

Projects denoted in purple will be discussed today

53%

30%

10%

8%

0%

Agency Enterprise Portal Phase 2  
AMS MRU Device Event Reporting  
Power Operations Log Replacement  
Mission Critical IT – Re-Platforming

Concurrent Losses  
Real Time Ops Modernization  
Wildfire Risk Modeling

AGC Modernization  
**Agency Enterprise Portal**  
Agency Metering System Replacement  
Automated Operations Planning & Reliability Assessment  
BPA Network Model  
Customer Billing Center Replacement  
Data Analytics  
EIM Bid & Base Scheduling  
EIM Program Management  
EIM Real Time Operations  
**EIM Settlements Implementation**  
EIM Training Program  
EIM Testing Program  
Federal Data & Generation Dispatch Modernization  
Load & Renewable Forecasting  
Metering Review & Update  
Mission Critical IT – Infrastructure  
Outage Management System  
Price & Dispatch Analysis (PRADA)  
Short Term Available Transfer Capability (ATC)  
Sub-Hourly Scheduling on the DC

CTA Implementation  
EIM Settlements Scoping  
Energy Trading & Risk Management & MMS Expansion  
Marketing & Settlements System  
Mission Critical IT – Architecture  
Mission Critical IT – Integration  
Mission Critical IT – Service Management  
One BPA Outage  
Outage Tracking System  
Power Services Training  
RAS Automatic Arming  
Reliability Coordinator Decision, Planning & Execution

Identify

Define

Integrate

Deliver

Complete



# Grid Mod Project Recap

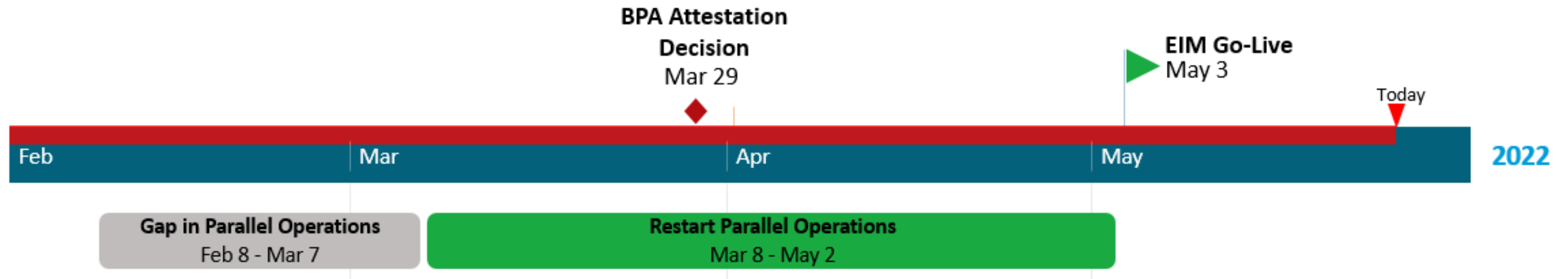
**GRID** Modernization 

- Customer Billing Center (CBC)
  - EIM Allocations functionality went live in the new billing system on May 1
- Agency Metering System (AMS)
  - New metering system is running without any known issues
  - Bonneville accelerated our meter data validation processes for quality meter data to meet the T+7B submission for the initial EIM settlement statement, and the stop gap measure to address possible data quality issues has not been utilized
- Agency Enterprise Portal (AEP)
  - EPP (BPA.gov) portion of the AEP project went live on February 25
  - New Customer Portal (CP) portion went live on April 11
- Outage Management System (OMS)
  - OMS replacement went live on March 8, 2022
  - The team has been working with our vendor to resolve critical bugs and improve system performance, and implement necessary functionality

# EIM Go-Live Timeline

**GRID** Modernization

## BPA's EIM Go-Live May 3, 2022



# EIM Go-Live

**GRID** Modernization 

- Our cutover to the market was very smooth and is a testament to the countless hours of work BPA staff did to complete grid modernization projects that enabled our participation.
- We also recognize we haven't met all of our customers' expectations prior to EIM go live and are working to improve.

# EIM Participation Principles

**GRID** Modernization 

1

Bonneville's participation is consistent with its statutory, regulatory and contractual obligations.

2

Bonneville will maintain reliable delivery of power and transmission to its customers.

3

Bonneville's participation is discretionary and Bonneville retains its ability to effectively exit the market in the event participation is no longer consistent with these principles.

4

Bonneville's participation is consistent with a sound business rationale.

5

Bonneville's participation is consistent with the objectives of Bonneville's Strategic Plan.

6

Bonneville's evaluation of EIM participation includes transparent consideration of the commercial and operational impacts on its products and services.

# BPA Contacts for EIM

**GRID** Modernization 

Topic / Question Area	Email and Phone	Email (cc)
<b>EIM Services Bill (EESC)</b>	<a href="mailto:EESCSettlements@bpa.gov">EESCSettlements@bpa.gov</a> or 503-230-EIM1	<a href="mailto:gridmod@bpa.gov">gridmod@bpa.gov</a> and Power or Transmission Account Executive
<b>Customer Billing</b>		
<b>Metering</b>	<a href="mailto:mdm@bpa.gov">mdm@bpa.gov</a>	
<b>Customer Portal</b>	<a href="mailto:customerportal@bpa.gov">customerportal@bpa.gov</a>	
<b>BPA Outage Office</b>	Planned outages: <a href="mailto:bpaoutage@bpa.gov">bpaoutage@bpa.gov</a> Unplanned: Contact BPA's Generation Dispatcher	
<b>After-hours Outage</b>	Contact BPA's Generation Dispatcher	

# EIM PROGRAM UPDATE

Elsa Chang, *EIM Program Manager*

Mark Symonds, *Grid Mod Director*



# EIM Progress to Date

**GRID** Modernization 

- While BPA operations in EIM have gone reasonably well in our first three weeks, we have also experienced our first market disruption:
  - Staff was well-prepared for market operations and responded appropriately to system or market events
  - The market disruption experienced on May 8 was due to an external technical issue, and was quickly identified, mitigated and resolved
- Transmission customer donations of transmission for use in EIM have been steadily increasing and we encourage additional donations.
- Passed Resource Sufficiency (RS) tests almost every hour.
- BPA BAA has been both a net purchaser and a net seller on various days in EIM thus far.

# May 8th

## GRID Modernization

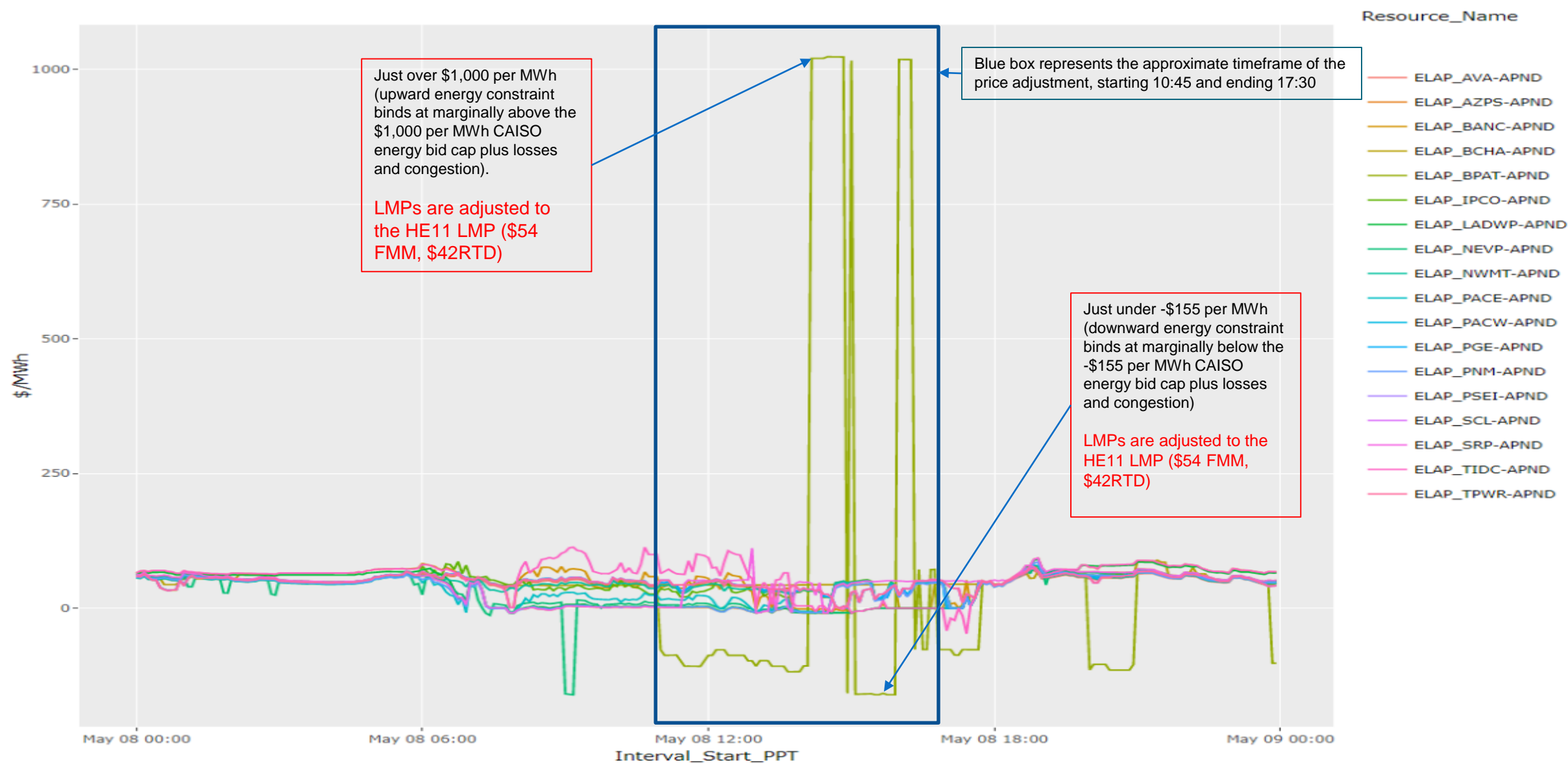
- The event:
  - BPA's switched the EIM off from approximately 13:50 to 16:10 on Sunday May 8<sup>th</sup>.
  - EESC identified a third-party certificate expired that caused tags to stop flowing. This resulted in inaccurate base schedules to flow to the market, in turn leading to unusual dispatches as well as high and low prices.
  - Once notified, the certificate expiration was resolved quickly allowing tags to begin flowing again.
  - Issue began approximately 09:30. BPA verified the base schedules that were flowing to the market and BPA fully re-entered EIM at approximately 17:10.
- After the fact:
  - CAISO's administrative pricing was triggered for 10:45 – 17:30.
  - CAISO tariff provisions require the CAISO to use the last available price (HE11 = \$54 FMM, \$42 RTD).



# EIM Pricing 5.08.2022

GRID Modernization

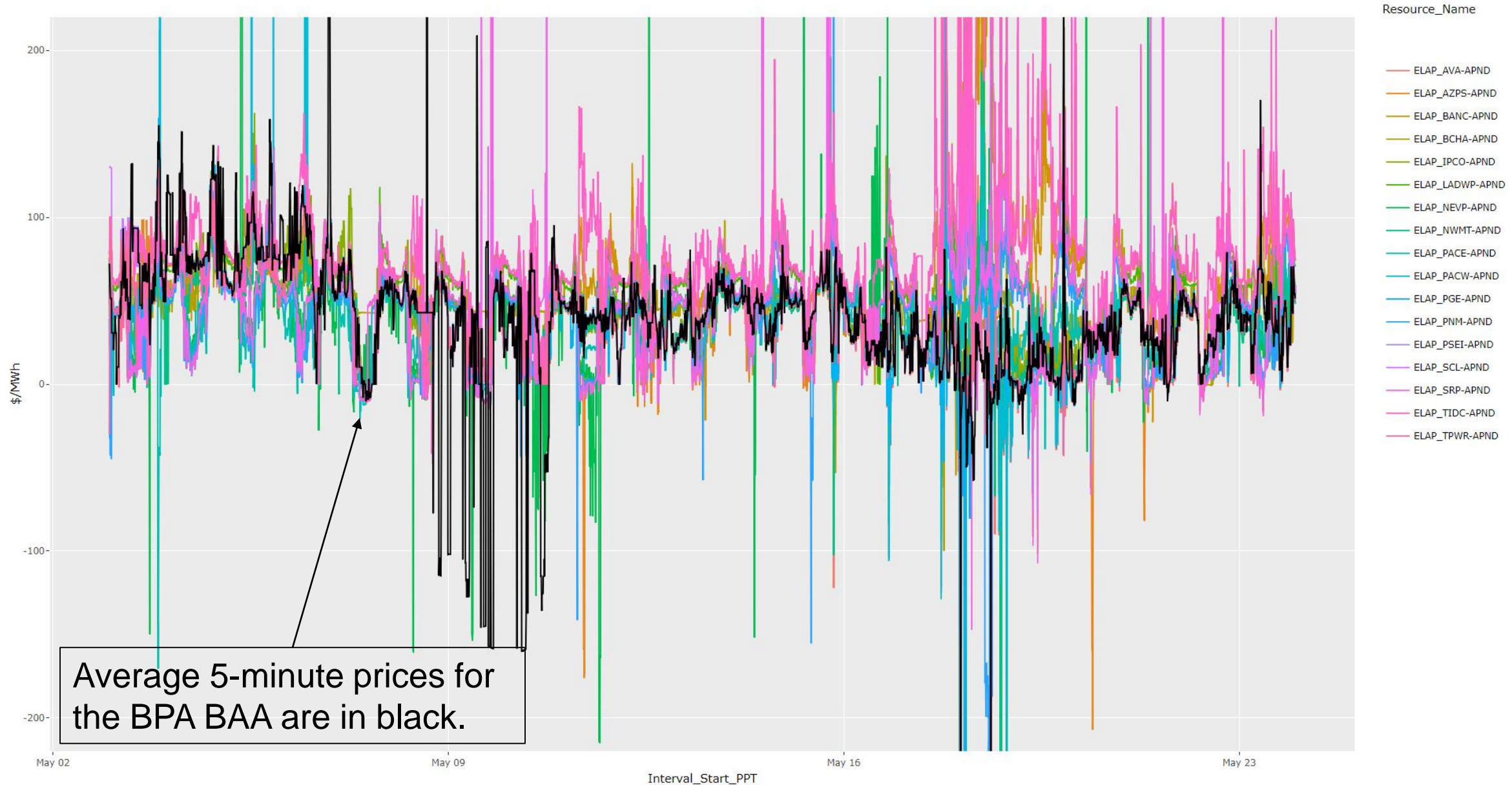
- EIM prices in the BPA BAA has been corrected to \$54 FMM and \$42 RTD on May 8<sup>th</sup>



# EIM Pricing to Date

GRID Modernization

- EIM pricing since May 3<sup>rd</sup> in the BPA BAA has been consistent with pricing in other EIM Entity BAAs



# May 18th

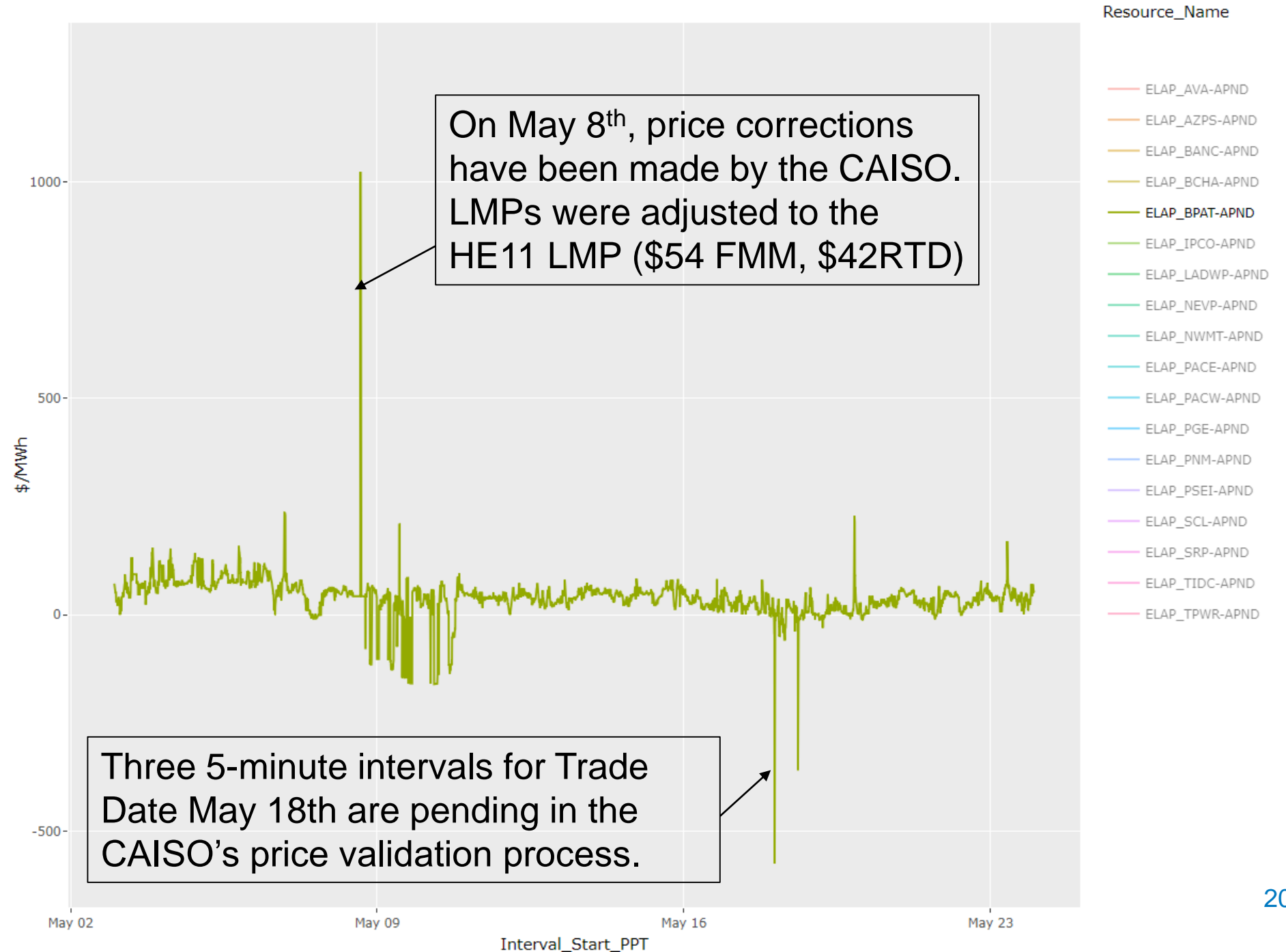
**GRID** Modernization 

- May 18th Small Plane Collision Incident causing transmission schedule curtailments (AC down)
  - BPA Power's share was roughly ~700 MW per hour
  - These schedule curtailments resulted in the following on various hours:
    - Dispatch of BPA's Aggregate Participating Resources (APR) in EIM
    - Increased exports from the BPA BAA in EIM,
    - Dispatch of the BPA BAA's Available Balancing Capacity (ABC) in EIM, and
    - Implementation of Operational Control for Balancing Reserves (OCBR)

# EIM Pricing to Date

## GRID Modernization

- The two notable EIM price excursions in the BPA BAA have been modified (May 8<sup>th</sup>) or are pending in the CAISO price validation process (May 18<sup>th</sup>).



# Transmission Donation

**GRID** Modernization 

- Additional EIM export (in the case of lower negative prices) and import (in the case of higher positive prices) transmission donations reduce the likelihood and magnitude of future price variations.
- Bonneville encourages Transmission Customers to consider donating transmission to the EIM and appreciates those that already have donated.
- The steps to perform an EIM transmission donation of point-to-point transmission into or out of the BPA BAA are the same.
- These steps are available in Section J – Donation of Transmission Rights by Interchange Rights Holders for EIM Transfers of BPA’s Energy Imbalance Market (EIM) Business Practice:

[Energy Imbalance Market \(EIM\) \(bpa.gov\)](https://www.bpa.gov)

# Learning and Improving

**GRID** Modernization 

- We will continue learning more from participating in the EIM and engaging with CAISO in daily market quality calls to get resolution to issues and concerns.
- The EIM Market Operations Team is a cross-agency collaboration that oversees the market participation
  - bridge the transition from implementation to market operations
  - review BPA's EIM market performance
  - triage cross-organization issues
  - share lessons learned and communicate CAISO related changes
  - develop strategies to optimization market operations
- We also recognize we haven't met all of our customers' expectations prior to EIM go live and are working to improve.

# EIM SETTLEMENTS

Rasa Keanini

*EIM Settlements Product Owner*



# Settlements Agenda

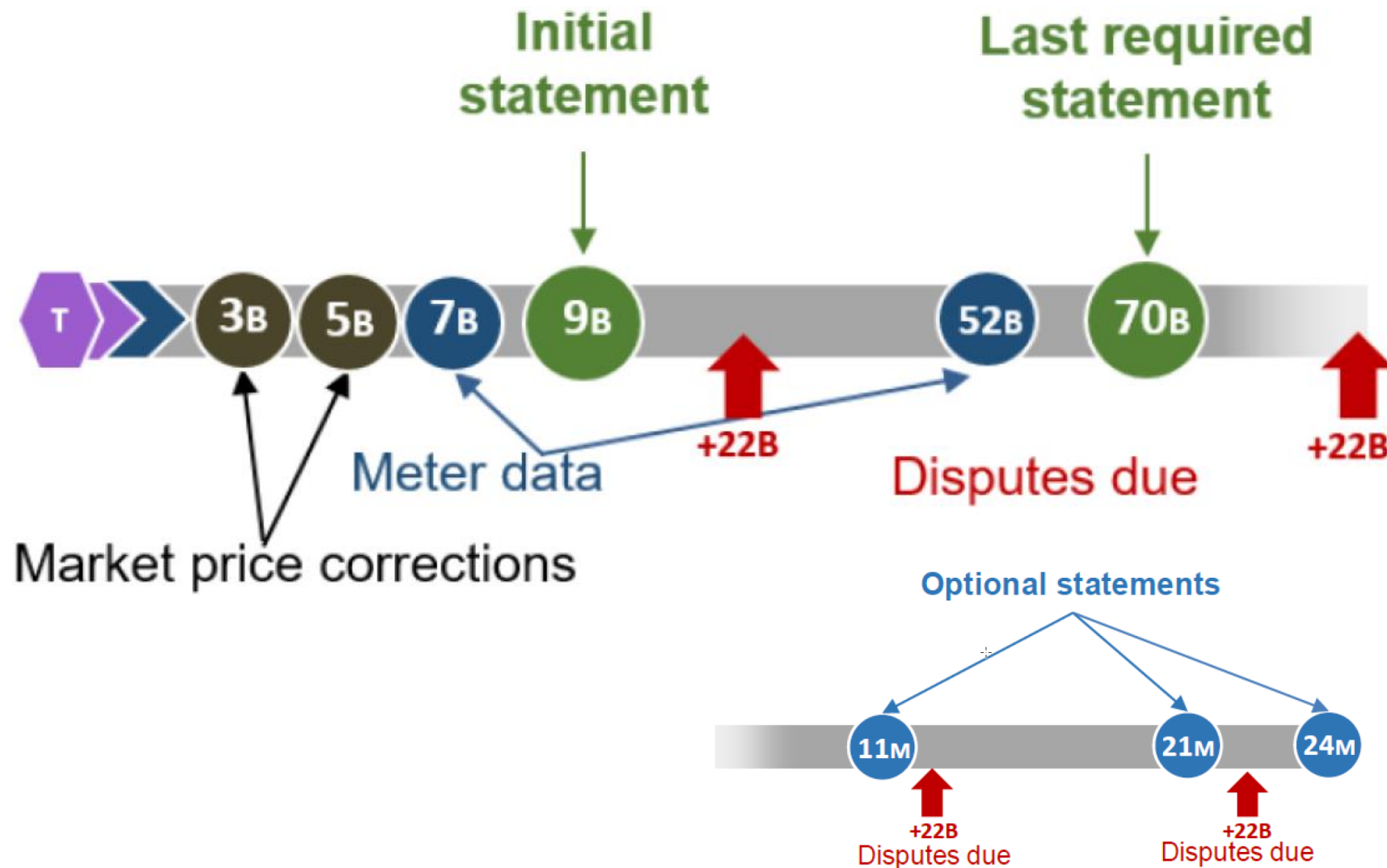
A white arrow pointing to the right, containing the text "GRID Modernization" in blue. The arrow is set against a blue background that spans the top of the slide.

- High Level Overview of EIM Settlements
  - EIM Settlements Timeline
  - Sub-allocated Charge Codes
  - EIM Imbalance Charges by Customer Type
  - Charge Codes by Position Type
  - EIM Services Bill Overview
- Sub-allocation Progress
  - Progress To-Date
- Weekly Detailed Data Files
  - High Level
  - Report by Charge Code/Position Type
  - Screenshots of each report
- EIM Services Bill
- Using New Customer Portal to access weekly files and bills



# EIM Settlements Timeline

**GRID** Modernization



- BPA receives from CAISO
  - Settlement Statements on a daily basis
  - Invoices on a weekly basis
- On a weekly basis, BPA will make detailed data files available via Customer Portal\*
- On a monthly basis, BPA will bill Transmission customers (EIM Services Bill) – same process as for Transmission bills

\*Detailed data files will ONLY be available via Customer Portal

# EIM Imbalance Charges by Customer Type

**GRID** Modernization 

Customer Type	Energy Imbalance Pre-EIM	Generation Imbalance Pre-EIM	EIM Energy Imbalance (EI and GI) 64750, 64600,64700	EIM Interchange* 64600, 64700
Load Following Customer				X
Load Following Customer with Generating Resource		X	X	X
Customer with NPR (Gen)		X	X	X
Customer receiving EI (pre-EIM)	X		X	X
Transmission Customer				X

\*Any Transmission Customer who is the tagged **Purchasing Selling Entity** on the interchange tag will receive an EIM Services Bill.

A Transmission Customer may fit into more than one of the rows above.

# 64750: Uninstructed Imbalance Energy



You will get this if there is a difference between metered and base schedule.

**A. Imbalance Charges - Tariff Schedules 4E And 9E**

**1. Energy Imbalance Service (Schedule 4E) (EIM)**

**64750**

A Transmission Customer shall be charged or paid for EI Service measured as the deviation of the Transmission Customer's metered load compared to the load component of the Transmission Customer Base Schedule (as determined pursuant to Section 4.2.4 of Attachment Q of the BPA Tariff) settled as UIE for the period of the deviation at the applicable Load Aggregation Point (LAP) price where the load is located as determined by the MO under Section 29.11(b)(3)(C) of the MO Tariff.

Transmission Customers taking EI Service shall be subject to the Persistent Deviation Penalty Charge for UIE pursuant to GRSP ILL.2.

**2. Generation Imbalance Service (Schedule 9E) (EIM)**

**(1) GI - Uninstructed Imbalance Energy Charges/Credits**

**(A) UIE/RTD (Metered Gen - Scheduled Output at RTD)**

**64750**

A Transmission Customer shall be charged or paid for GI Service measured as the deviation of the Transmission Customer's metered generation compared to the Manual Dispatch amount, the EIM Available Balancing Capacity dispatch amount, or the scheduled output of a resource incorporated by the MO in RTD, settled as UIE for the period of the deviation at the applicable PNode RTD price where the generator is located, as determined by the MO under Section 29.11(b)(3)(B) of the MO Tariff.

Transmission Customers taking GI Service shall be subject to the Persistent Deviation Penalty Charge for UIE pursuant to GRSP ILL.1.

# 64600: Instructed Imbalance Energy - FMM

You will get this if there is a change to tags after the T-57 tagging deadline.

**(2) GI - Instructed Imbalance Energy Charges/Credits**

**(A) FMM-IIE (Scheduled Output at FMM - TCBS)**

**64600**

A Transmission Customer shall be charged or paid for GI Service measured as the deviation of the Manual Dispatch amount, the EIM Available Balancing Capacity dispatch amount, or the scheduled output of a resource incorporated by the MO in the FMM (FMM Schedule), compared to the resource component of the Transmission Customer Base Schedule, settled as IIE for the period of the deviation at the applicable PNode FMM price where the generator is located, as determined by the MO under Section 29.11(b)(1)(A)(ii) of the MO Tariff; or

**1. Interchange Imbalance**

Interchange Imbalance is assessed when deviations occur between the Interchange portion of a Transmission Customer's Base Schedule and the schedule value at the applicable Fifteen-Minute Market (FMM) or Real-Time Dispatch (RTD) market interval. Transmission Customers with Interchange Imbalance shall be assessed IIE at either the FMM Locational Marginal Price (LMP), the RTD LMP, or both, depending upon when the changes to the Transmission Customer's Interchange are incorporated by the MO into the applicable EIM market run. Interchange Imbalance shall be calculated as follows:

**a. Calculation of Interchange Imbalance - FMM-IIE**

**64600**



A Transmission Customer shall be charged or paid for Interchange Imbalance measured as the deviation of the Interchange portion of the Transmission Customer's Base Schedule compared to the Interchange schedule incorporated by the MO in the FMM (FMM Schedule). Such imbalance shall be settled as FMM-IIE for the period of the deviation at the applicable PNode FMM price where the Interchange is located, as determined by the MO under Section 29.11(b)(1)(A)(ii) of the MO Tariff.

# 64700: Instructed Imbalance Energy - RTD

**GRID** Modernization 

You will get this if there is a change to tags after the T-57 tagging deadline.

**(B) RTD-IIE (Scheduled Output at RTD -FMM)**

**64700**

A Transmission Customer shall be charged or paid for GI Service measured as the deviation of the Manual Dispatch amount, the EIM Available Balancing Capacity dispatch amount, or the scheduled output of a resource incorporated by the MO in RTD, compared to the FMM Schedule, as IIE for the period of the deviation at the applicable PNode RTD price where

**b. Calculation of Interchange Imbalance - RTD-IIE**

**64700**

A Transmission Customer shall be charged or paid for Interchange Imbalance measured as the deviation of the FMM Schedule compared to the Interchange schedule incorporated by the MO in the RTD. Such imbalance shall be settled as RTD-IIE for the period of the deviation at the applicable PNode RTD price where the Interchange is located, as determined by the MO under Section 29.11(b)(2)(A)(ii) of the MO Tariff.

# 6045: Over/Under Scheduling Charge

**GRID** Modernization

You will get this if BPA fails the Balancing Test and you contributed to the failure.

This will always be a charge.

## C. Charges For Under-Scheduling or Over-Scheduling Load

### 1. Under-Scheduling Load

**6045**

Any charges to the BPA EIM entity pursuant to Section 29.11(d)(1) of the MO Tariff for underscheduling load shall be assigned to the Transmission Customers subject to Schedule 4 based on each Transmission Customer's respective under-scheduling imbalance ratio share, which is the ratio of the Transmission Customer's under-scheduled load imbalance amount relative to all other Transmission Customers' under-scheduled load imbalance amounts who have under-scheduled load for the Operating Hour, expressed as a percentage.

### 2. Over-Scheduling Load

**6045**

Any charges to the BPA EIM entity pursuant to Section 29.11(d)(2) of the MO Tariff for overscheduling load shall be assigned to the Transmission Customers subject to Schedule 4 based on each Transmission Customer's respective over-scheduling imbalance ratio share, which is the ratio of the Transmission Customer's over-scheduled load imbalance amount relative to all other Transmission Customers' over-scheduled load imbalance amounts who have over-scheduled load for the Operating Hour, expressed as a percentage.

# 6046: Over/Under Scheduling Allocation

GRID Modernization

You will get this if BPA does not fail the Balancing Test and your daily average absolute Uninstructed Imbalance Energy is less than 5% or 2MW (whichever is greater).

This will always be a credit.

### 3. Distribution Of Under-Scheduling Or Over-Scheduling Proceeds

6046

Any payment to the BPA EIM Entity pursuant to Section 29.11(d)(3) of the MO Tariff shall be distributed to Transmission Customers on the basis of EIM Metered Demand whose daily average absolute Schedule 4E UIE is less than 5 percent or 2 MW (whichever is greater) of its daily average schedule. For those Transmission Customers that qualify to receive proceeds, the proceeds shall be allocated based on a ratio of each Transmission Customer's daily average EIM Metered Demand relative to aggregate daily average EIM Metered Demand of all other Transmission Customers who are eligible to receive proceeds for that day.

# Uplift and Neutrality Codes

**GRID** Modernization 

You will get this if you have measured demand.

**13. EIM Measured Demand**

Includes (1) EIM Metered Demand, plus (2) e-Tagged export volumes from the BPA BAA (excluding EIM Transfers).

**14. EIM Metered Demand**

Metered load volumes in BPA's BAA.

**D. EIM Neutrality And Uplift Charges And Credits**

**1. EIM BAA Real-Time Market Neutrality (Real-Time Imbalance Energy Offset EIM)**

**64770**

Any charges to the BPA EIM entity pursuant to Section 29.11(e)(3) of the MO Tariff for EIM BAA real-time market neutrality shall be sub-allocated to Transmission Customers on the basis of EIM Measured Demand.



# Uplift and Neutrality Codes

**GRID** Modernization 

You will get this if you have measured demand.

**13. EIM Measured Demand**

Includes (1) EIM Metered Demand, plus (2) e-Tagged export volumes from the BPA BAA (excluding EIM Transfers).

**14. EIM Metered Demand**

Metered load volumes in BPA's BAA.

**2. EIM Entity BAA Real-Time Congestion Offset**

**67740**

Any charges to the BPA EIM entity pursuant to Section 29.11(e)(2) of the MO Tariff for the EIM real-time congestion offset shall be allocated to Transmission Customers on the basis of EIM Measured Demand.

# Uplift and Neutrality Codes

**GRID** Modernization 

You will get this if you have measured demand.

**13. EIM Measured Demand**

Includes (1) EIM Metered Demand, plus (2) e-Tagged export volumes from the BPA BAA (excluding EIM Transfers).

**14. EIM Metered Demand**

Metered load volumes in BPA's BAA.

**3. EIM Entity Real-time Marginal Cost of Losses Offset**

**69850**

Any charges to the BPA EIM entity pursuant to Section 29.11(e)(4) of the MO Tariff for real-time marginal cost of losses offset shall be sub-allocated to Transmission Customers on the basis of EIM Measured Demand.

# Uplift and Neutrality Codes

**GRID** Modernization

You will get this if you have measured demand.

**13. EIM Measured Demand**

Includes (1) EIM Metered Demand, plus (2) e-Tagged export volumes from the BPA BAA (excluding EIM Transfers).

**14. EIM Metered Demand**

Metered load volumes in BPA's BAA.

**4. EIM Neutrality Settlement (Real-Time System Imbalance Energy Offset)**

**6478**

Any charges to the BPA EIM Entity pursuant to Section 29.11(e)(5) of the MO Tariff for EIM neutrality settlement shall be sub-allocated as follows:

Description	Allocation
Neutrality Adjustment (monthly and daily)	EIM Measured Demand
Rounding Adjustment (monthly and daily)	EIM Measured Demand

# Policy Decisions - Workshops

**GRID** Modernization 

[Energy Imbalance Market - Bonneville Power Administration \(bpa.gov\)](#)

## EIM Workshops

2022	+
2021	+
2020	-
<p><b>Oct. 28, 2020</b></p> <p><a href="#">Meeting slide deck</a></p> <ul style="list-style-type: none"> <li>• EIM Implementation Roadmap</li> <li>• Overview of EIM-specific grid modernization projects</li> <li>• Grid modernization portfolio impact</li> <li>• Future topics</li> </ul>	

# NEW: EIM Interchange

**GRID** Modernization 

Example 1: Transmission Customers who do not export or import will not be subject to EIM Interchange.

Example 2: Transmission Customers who have BPA Power as the Purchasing Selling Entity on their export/import tags will not be subject to EIM Interchange.

# EIM Imbalance Charges by Customer Type

**GRID** Modernization 

Customer Type	Energy Imbalance Pre-EIM	Generation Imbalance Pre-EIM	EIM Energy Imbalance (EI and GI) 64750, 64600,64700	EIM Interchange* 64600, 64700
Load Following Customer				X
Load Following Customer with Generating Resource		X	X	X
Customer with NPR (Gen)		X	X	X
Customer receiving EI (pre-EIM)	X		X	X
Transmission Customer				X

\*Any Transmission Customer who is the tagged **Purchasing Selling Entity** on the interchange tag will receive an EIM Services Bill.

A Transmission Customer may fit into more than one of the rows above.

# Charge Code by Position Type

**GRID** Modernization 

Charge Code	Generating Resource	Load	Interchange
<b>Over/Under Scheduling Charge and Allocation</b> 6045, 6046		X	
<b>Uplift and Neutrality Charges</b> 6478, 64770, 67740, 69850		X	X
<b>Uninstructed Imbalance Energy</b> 64750	X	X	
<b>Instructed Imbalance Energy – FMM</b> 64600	X		X
<b>Instructed Imbalance Energy - RTD</b> 64700	X		X

# EIM Services Bills will:

**GRID** Modernization 

- Be issued monthly (around the 25<sup>th</sup> of the month).
- Be completely separate from other BPA bills.
- Include Energy Imbalance associated with EIM Charge Codes.
- Include Intentional Deviation and Persistent Deviation (these penalties will no longer be on the Transmission bill).
- Be distributed from BPA's billing department like Power and Transmission bills.
- Include contact information for any EIM-S related questions.
- Follow the same initial starting point for bill disputes – customers will contact their Transmission Account Executives to file a bill dispute.



# Sub-Allocation Progress

GRID Modernization 

- Sub-allocation calculations for EIM Charge Codes are working as expected.
  - Issue with tag timing – impacts Interchange primarily
    - Impacts ability to match CAISO for 64600 and 64700
  - Software defects with interfacing leading to issues with tags
- Intentional Deviation and Persistent Deviation are working as expected.

# High Level: Weekly Detailed Data Files

**GRID** Modernization 

- Customers may access their weekly zip files via Customer Portal
- The zip file will include multiple Excel files with at least a week's worth of data in each Excel file
  - First week will be one week of data
  - Second week will include both week 1 and week 2 data
  - Final zip file for the month will include Excel files with a month's worth of data to allow for comparison against EIM Services Bills
  - Intended purpose is to give customers advance information in the event a dispute with CAISO is needed
- Zip file naming convention:  
XXXXX\_CustNam\_TDYYYYMMDD\_Version (e.g., Initial, Recalc, etc.)

# High Level: Weekly Detailed Data Files

GRID Modernization

- Format only versions, shared in advance of this workshop, may only have one date or non-consecutive dates; actual weekly detailed data files will have consecutive dates
- Excel files are not one to one with charge codes
  - Example: Other EIM Charges Excel file includes four charge codes
- Excel file naming convention:  
XXXXX\_CustNam\_(GRName)\_ReportName\_CreationDate\_Time\_TDYYYYMMDD\_Version  
Days
- Level of granularity of data varies
  - 5 min, hourly, daily – depending on report
- If a charge does not apply (e.g., Persistent Deviation), the excel file will not be created and will not be included in the zip file

# Report Name by Charge Code/Position Type **GRID** Modernization

Charge Code	Generating Resource	Load	Interchange
<b>Over/Under Scheduling Charge</b> 6045		XXXXX_CustNam_OverUnderSch edChargeCC6045	
<b>Over/Under Scheduling Allocation</b> 6046		XXXXX_CustNam_OverUnderSch edAllocCC6046	
<b>Uplift and Neutrality Charges</b> 6478, 64770,67740, 69850		XXXXX_CustNam_OtherEIMChar ges	XXXXX_CustNam_OtherEIMChar ges
<b>Uninstructed Imbalance Energy</b> 64750	XXXXX_CustNam_GR_GenResourcel mbalanceCC64750_64600_64700	XXXXX_CustNam_LoadUIECC64 750	
<b>Instructed Imbalance Energy – FMM</b> 64600	XXXXX_CustNam_GR_GenResourcel mbalanceCC64750_64600_64700		XXXXX_IntertielmbalanceCC6460 0_64700
<b>Instructed Imbalance Energy - RTD</b> 64700	XXXXX_CustNam_GR_GenResourcel mbalanceCC64750_64600_64700		XXXXX_IntertielmbalanceCC6460 0_64700

# Load Uninstructed Imbalance Energy: 64750

**GRID** Modernization

		Real-Time Uninstructed Imbalance Energy Settlement (EIM 64750) for Load				
Trade Date	Hour Ending	Base Schedule - Tag	Meter Read	Imbalance Quantity	Price	Customer Real-Time UIE Settlement Allocation
		PriBaseScheduleQty	PriMeterQty	AllocUIEQty	HourlyRTMLAPPrice	AllocEIMSettIntUIESettlementAmt
		MW	MW	(D - C) * -1 MW	\$	(E * F) * -1 \$
12/28/2021	1					
12/28/2021	2					
12/28/2021	3					
12/28/2021	4					
12/28/2021	5					
12/28/2021	6					
12/28/2021	7					
12/28/2021	8					
12/28/2021	9					
12/28/2021	10					
12/28/2021	11					
12/28/2021	12					
12/28/2021	13					
12/28/2021	14					
12/28/2021	15					
12/28/2021	16					
12/28/2021	17					
12/28/2021	18					
12/28/2021	19					
12/28/2021	20					
12/28/2021	21					
12/28/2021	22					
12/28/2021	23					
12/28/2021	24					

Strived for standard formatting:

- EIM Charge Codes typically included in Excel file name
- Key information separated out in column headers
- Ordering strategy to more easily follow calculation logic
- Final allocations shown in furthest right column or goldenrod colored column (some Excel files may have more than one column for final allocation)

# Other EIM Charges: 6478, 69850, 64770, 67740

**GRID** Modernization

Trade Date	Hour Ending	Interval	Customer Measured Demand Ratio					CAISO Charge (EIM CC 67740) BA EIM Real-Time Congestion Offset	Customer EIM Real-Time Congestion Offset Allocation
			Export ATF Tag Quantity	Meter Read	Customer Load	BA Load	Customer Share	EIMEntitySCRTCongestionOffsetAlloc	AllocEIMEntityRTCongestionOffsetAlloc
			PriExportATFTagQty	PriMeterQty	CustomerMeasuredDemand	TotalMeasuredDemand	Alloc5mMeasuredDemandRatio		
			Mwh	Mwh	D + E Mwh	Mwh	F / G Ratio	\$	H * I \$
12/28/2021	1	00:00							
12/28/2021	1	00:05							
12/28/2021	1	00:10							
12/28/2021	1	00:15							
12/28/2021	1	00:20							
12/28/2021	1	00:25							
12/28/2021	1	00:30							
12/28/2021	1	00:35							
12/28/2021	1	00:40							
12/28/2021	1	00:45							
12/28/2021	1	00:50							
12/28/2021	1	00:55							

- Uplift/Neutrality Codes are based on proportion of customer load to overall Balancing Authority (BA) Load
- Customer Load is measured demand = metered demand + exports
- Sub-allocation value is based on BPA allocation\*Customer Share

# Over/Under Scheduling Charge: 6045

**GRID** Modernization

Trade Date	Hour Ending	Customer Over and Under Scheduling Ratio							Over and Under Scheduling Charge				
		EIM Resource Sufficiency Test (T-40)		Customer Overscheduling Quantity		BA Overscheduling Quantity	Overscheduling Ratio	Customer Underscheduling Quantity		BA Underscheduling Quantity	Underscheduling Ratio	CAISO Charge (EIM CC 6045) BA Over Scheduling Charge	Customer Over Scheduling Charge Allocation
		BalancingTestResults	AllocUJIEQty	CustomerOverSchedulingQty	BAOverschedulingQty	AllocOverSchedulingRatio	CustomerUnderSchedulingQty	BAUnderschedulingQty	AllocUnderSchedulingRatio	BAHourlyLAPOverSchedulingAmount	AllocBAHourlyLAPOverSchedulingAmount		
		Pass/Fail	MW	Max(D, 0) MW	MW	E / F Ratio	Min(D, 0) MW	MW	H / I Ratio	\$	G * K \$		
01/11/2022	1												
01/11/2022	2												
01/11/2022	3												
01/11/2022	4												
01/11/2022	5												
01/11/2022	6												
01/11/2022	7												
01/11/2022	8												
01/11/2022	9												
01/11/2022	10												
01/11/2022	11												
01/11/2022	12												
01/11/2022	13												
01/11/2022	14												
01/11/2022	15												
01/11/2022	16												
01/11/2022	17												
01/11/2022	18												
01/11/2022	19												
01/11/2022	20												

- Always a charge
- Occurs if BPA fails Balancing Test by more than a defined threshold
  - Customers who over/under scheduled in same direction will share a portion of the charge

# Over/Under Scheduling Allocation: 6046

**GRID** Modernization

OUS Allocation Eligibility						
Trade Date	Average Transmission Customer Base Schedule	Percent Threshold	MW Threshold	Maximum Allowable Schedule Variance	Average Imbalance Quantity	OUS Allocation Eligibility Flag
	AllocDailyAvgTxCustomerBaseScheduleQty	OUSAllocationPercentThreshold	OUSAllocationQuantityThreshold	AllocDailyOUSAverageScheduleQty	AllocDailyAverageImbalanceQty	AllocOUSAllocationEligibilityFlag
	MW	%	MW	Max(B * C, D) MW	Average(ABS(AllocUIEQty)) MW	IF (E > F) THEN 1, ELSE 0 1,0
12/28/2021						
01/06/2022						
01/13/2022						
01/18/2022						
01/20/2022						
01/25/2022						

- Always a credit
- Based on metered demand
- Data is on a daily basis (if BPA did not fail the Balancing Test, they are entitled to share in the allocation)
- Compares maximum allowable schedule variance against average daily imbalance quantity to determine eligibility



# Generating Resources: Inputs

**GRID** Modernization

					Exemption Flags					
Resource	Trade Date	Hour Ending	Interval	Oversupply Management Protocol Exempt Flag	Contingency Reserve Delivery Flag	Contingency Reserves with Negative FMM Prices Flag	Combined Flag for OMP and Contingency Reserve Delivery with Negative FMM Prices	Contingency Reserves with Negative RTD Prices Flag	Combined Flag for OMP and Contingency Reserve Delivery with Negative RTD Prices	
				OversupplyMgmtProtocolExemptFlg	PriContingencyReserveDeliveryFlg	ontingencyReserveDeliveryNegFmmLmpFlg	CompoundFmmEventFlg	ContingencyReserveDeliveryNegRtdLmpFlg	CompoundRtdEventFlg	
				1,0	1,0	IF (F = 1 AND T < 0) THEN 1, ELSE 0	IF (E = 1 OR G = 1) THEN 1, ELSE 0	IF (F = 1 AND Q < 0) THEN 1, ELSE 0	IF (E = 1 OR I = 1) THEN 1, ELSE 0	
	01/04/2022	1	00:00							
	01/04/2022	1	00:05							
	01/04/2022	1	00:10							
	01/04/2022	1	00:15							
	01/04/2022	1	00:20							
	01/04/2022	1	00:25							
	01/04/2022	1	00:30							
	01/04/2022	1	00:35							
	01/04/2022	1	00:40							
	01/04/2022	1	00:45							
	01/04/2022	1	00:50							
	01/04/2022	1	00:55							

Exemption Flags; applies to UIE (64750) and IIE (64600 and 64700)

Uninstructed Imbalance Energy Quantity					
Meter Read	Real-Time Expected Energy	Fifteen Minute Expected Energy	Standard Ramping Energy Base Schedule - Tag		Uninstructed Imbalance Quantity
PriMeterQty	PriRtdExpectedEnergyQty	PriFMMEExpectedEnergyQty	PriStandardRampingEnergy	PriBaseScheduleQty	AllocUIEQty
MWh	MWh	MWh	MWh	MWh	K - L - M - N - O MWh

UIE Qty

## Generating Resources: Outputs for Uninstructed and Instructed Imbalance Energy: 64750- UIE, 64600 – Fifteen Minute IIE, 64700 – Real-Time IIE

NPR Real-Time Uninstructed Imbalance Energy (EIM CC 64750), FMM Instructed Imbalance Energy (EIM CC 64600), and Real-Time Instructed Imbalance Energy (EIM CC 64700) Amounts							
Real-Time Price	Customer RTD UIE Amount Allocation	FMM Instructed Imbalance Quantity	Fifteen Minute Price	Customer FMM IIE Amount Allocation	RTD Instructed Imbalance Quantity	Real-Time Price	Customer RTD IIE Amount Allocation
DispatchIntervalRTDLMP	AllocEIMSettIntUIESettleAmt	AllocFMMIIEQty	FMMIntervalLMPPPrice	AllocEIMSettFMMIIEAmt	AllocRTDIIEQty	DispatchIntervalRTDLMP	AllocEIMSettIIEAmt
\$/MWh	IF J= 1 THEN 0, ELSE -1* (P * Q)	M MWh	\$/MWh	IF H= 1 THEN 0, ELSE -1* (S * T)	L MWh	\$/MWh	IF J= 1 THEN 0, ELSE -1* (V * W)

- Yellow columns indicate final allocations
- Formulas reference column letters

# Interchange – IIE FMM (64600) & IIE RTD (64700)

**GRID** Modernization

				FMM Instructed Imbalance Energy (EIM CC 64600) and Real-Time Instructed Imbalance Energy (EIM CC 64700) Amounts								
Position Name	Trade Date	Hour Ending	Interval	Base Schedule - Tag	FMM Dispatch Quantity	FMM Instructed Imbalance Quantity	Fifteen Minute Price	Customer FMM IIE Amount Allocation	ATF Tag Quantity	RTD Instructed Imbalance Quantity	Real-Time Price	Customer RTD IIE Amount Allocation
				PriBaseTagQty	PriFmmTagQty	AllocFmmIIEQty	FMMIntervalLMPPPrice	AllocEIMSettFMMIIEAmt	PriATFTagQty	AllocRtdIIEQty	DispatchIntervalRTDLMP	AllocEIMSettIIEAmt
				Mw	Mw	(F - E) / 12 Mwh	\$/Mwh	-1 * (G * H) \$	Mw	(J - F) / 12 Mwh	\$/Mwh	-1 * (K * L) \$
	01/06/2022	1	00:00									
	01/06/2022	1	00:05									
	01/06/2022	1	00:10									
	01/06/2022	1	00:15									
	01/06/2022	1	00:20									
	01/06/2022	1	00:25									
	01/06/2022	1	00:30									
	01/06/2022	1	00:35									
	01/06/2022	1	00:40									
	01/06/2022	1	00:45									
	01/06/2022	1	00:50									
	01/06/2022	1	00:55									

# Intertie Tag Details

**GRID** Modernization

Trade Date	Intertie Name	Etag Name	Edition	Schedule Segment	int001	int002	int003	int004	int005	int006	KB	KC	KD	KE	KF	KG
12/28/2021			AFTER_THE_FACT	1							int283	int284	int285	int286	int287	int288
12/28/2021			AFTER_THE_FACT	1												
12/28/2021			BASE	1												
12/28/2021			BASE	1												
12/28/2021			FMM	1												
12/28/2021			FMM	1												
12/28/2021			AFTER_THE_FACT	1												
12/28/2021			AFTER_THE_FACT	1												
12/28/2021			BASE	1												
12/28/2021			BASE	1												
12/28/2021			FMM	1												
12/28/2021			FMM	1												
12/28/2021			AFTER_THE_FACT	1												
12/28/2021			AFTER_THE_FACT	1												
12/28/2021			AFTER_THE_FACT	1												
12/28/2021			AFTER_THE_FACT	1												
12/28/2021			AFTER_THE_FACT	1												
12/28/2021			AFTER_THE_FACT	1												
12/28/2021			BASE	1												

- Provides mapping for tags
- Each row is a separate intertie/Etag name
- Intervals in this report are 5 min (288 intervals for the day)

# Intentional Deviation Hourly Summary: (Charge Code 15) Variable Energy Resources (VERs) only

Trade Date	Hour Ending	Intentional Deviation Event			Imbalance Performance Exemption			
		ATF Tag Quantity	Intentional Deviation Measurement Value Quantity	Intentional Deviation Event Flag	Schedule Accuracy Exemption Flag	Generation Unit in Test Mode Flag	Oversupply Management Protocol Exemption Flag	Intentional Deviation Penalty Exemption Flag
		PriATFTagQty	PriIntlDevMeasurementValueQty	IntlDevEventFlg	ScheduleAccuracyExemptFlg	PriGenerationUnitInTestModeFlg	OversupplyMgmtProtocolExemptFlg	PriIntlDevExemptFlg
		MW	MW	IF ABS(D - C) < 1 THEN 0, ELSE 1 1,0	1,0	1,0	1,0	1,0
01/04/2022	1							
01/04/2022	2							
01/04/2022	3							
01/04/2022	4							
01/04/2022	5							
01/04/2022	6							
01/04/2022	7							
01/04/2022	8							
01/04/2022	9							
01/04/2022	10							
01/04/2022	11							
01/04/2022	12							
01/04/2022	13							
01/04/2022	14							
01/04/2022	15							
01/04/2022	16							
01/04/2022	17							
01/04/2022	18							
01/04/2022	19							
01/04/2022	20							
01/04/2022	21							
01/04/2022	22							
01/04/2022	23							
01/04/2022	24							

# Intentional Deviation 5min Summary: (Charge Code 15) Variable Energy Resources (VERs) only

			Intentional Deviation Five Minute Details				
Trade Date	Hour Ending	Interval	Station Control Error	Meter Read	ATF Tag Quantity	Economic Dispatch Flag	Intentional Deviation Measurement Value Error Quantity
			StationControlErrorQty	PriMeterQty	PriATFTagQty	EconomicDispatchFlg	IntDevMeasurementValueErrQty
			MWh	MWh	MWh	1,0	MWh
01/04/2022	1	00:00					
01/04/2022	1	00:05					
01/04/2022	1	00:10					
01/04/2022	1	00:15					
01/04/2022	1	00:20					
01/04/2022	1	00:25					
01/04/2022	1	00:30					
01/04/2022	1	00:35					
01/04/2022	1	00:40					
01/04/2022	1	00:45					
01/04/2022	1	00:50					
01/04/2022	1	00:55					

# Persistent Deviation – DERBs and Load (Charge Code 20)



Trade Date	Hour Ending	Persistent Deviation Penalty						
		Hourly Integrated ATF Tag Quantity	Imbalance Quantity	Tier 1 Negative Deviation Flag	Tier 2 Negative Deviation Flag	Tier 3 Negative Deviation Flag	Tier 4 Negative Deviation Flag	Negative Deviation
		AfterTheFactSchedule	AllocUIEHourlyQty	Tier1NegativeDevHour	Tier2NegativeDevHour	Tier3NegativeDevHour	Tier4NegativeDevHour	NegativeDev
		MW	MWh	For Tier X: IF (I > (C * TierXDevPercent)) & (I > TierXDevQty) THEN 1, ELSE 0				Max(D, 0) * (1 - R)
							MWh	
01/04/2022	1							
01/04/2022	2							
01/04/2022	3							
01/04/2022	4							
01/04/2022	5							
01/04/2022	6							
01/04/2022	7							
01/04/2022	8							
01/04/2022	9							
01/04/2022	10							
01/04/2022	11							
01/04/2022	12							
01/04/2022	13							
01/04/2022	14							
01/04/2022	15							
01/04/2022	16							
01/04/2022	17							
01/04/2022	18							
01/04/2022	19							

# Persistent Deviation – DERBs and Load (Charge Code 20)



Trade Date	Hour Ending					Exemption Flags				
		Tier 1 Positive Deviation Flag	Tier 2 Positive Deviation Flag	Tier 3 Positive Deviation Flag	Tier 4 Positive Deviation Flag	Positive Deviation	Generation Unit In Test Mode (90 days)	Oversupply Management Protocol Exemption Flag	Waiver Exemption	Negative Deviation Exemption
		Tier1PositiveDevHour	Tier2PositiveDevHour	Tier3PositiveDevHour	Tier4PositiveDevHour	PositiveDev	PriGenerationUnitInTestModeFlag	OversupplyMgmtProtocolExemptFlag	PriPersistentDevExemptFlag	NegDevPenaltyExemption
		For Tier X: IF (N < (-1 * C * TierXDevPercent)) & (N < -1 * TierXDevQty) THEN 1, ELSE 0				Min(D, 0) * (1 - S)				IF (O + P + Q) > 0 THEN 1, ELSE 0
				MWh					1,0	
01/04/2022	1									
01/04/2022	2									
01/04/2022	3									
01/04/2022	4									
01/04/2022	5									
01/04/2022	6									
01/04/2022	7									
01/04/2022	8									
01/04/2022	9									



# Persistent Deviation – DERBs and Load (Charge Code 20)



Trade Date	Hour Ending	Positive Deviation Penalty Price							
		Hourly LMP or LAP Price	Max RTD LMP or RTD LAP	Positive Deviation Penalty Percent	Positive Deviation Penalty Percent Applied to Max Price	Positive Deviation Penalty Default Price	3rd Party Positive Deviation Penalty Percent	3rd Party Positive Deviation Penalty Price	3rd Party Positive Deviation Penalty Default Price
		RTDLMP_LAP_Price	PosDevRangeMaxPrice	PriNprPositiveDevPenaltyPct	NprPositivePenaltyPctMaxPrc	PriNprPositiveDevPenaltyDefPrc	Pri3PrPositiveDevPenaltyPct	3PrPositiveDevPenaltyPrc	Pri3PrPositiveDevPenaltyDefPrc
		\$/MWh	\$	%	V * U \$/MWh	\$/MWh	%	Max(Y * U, AA - U) \$	\$/MWh
01/04/2022	1								
01/04/2022	2								
01/04/2022	3								
01/04/2022	4								
01/04/2022	5								
01/04/2022	6								
01/04/2022	7								
01/04/2022	8								
01/04/2022	9								
01/04/2022	10								
01/04/2022	11								

# Persistent Deviation – DERBs and Load (Charge Code 20)



Trade Date	Hour Ending	Persistent Deviation Penalty						Persistent Deviation Charge
		Hourly Integrated UIE Allocation Settlement Amount	Negative Deviation Penalty Period	Negative Deviation Penalty Amount	Total Positive Deviation Penalty Amount	Positive Deviation Penalty Period	Positive Deviation Penalty Amount	
		AllocEIMSettIntUIESettleHourlyAmt	NegativeDevPenaltyPeriod	NegativeDevPenaltyAmt	TotalPositiveDevPenaltyAmt	PositiveDevPenaltyPeriod	PositiveDevPenaltyAmt	
		\$	1,0	Min(0, [AC * AD]) * -1	(N * AB) * AG * -1	1,0	AF - (AC * AG)	
01/04/2022	1							
01/04/2022	2	+						
01/04/2022	3							
01/04/2022	4							
01/04/2022	5							
01/04/2022	6							
01/04/2022	7							
01/04/2022	8							
01/04/2022	9							
01/04/2022	10							
01/04/2022	11							
01/04/2022	12							
01/04/2022	13							
01/04/2022	14							
01/04/2022	15							

# Intrachange – Energy Imbalance Reassignment: (Charge Code 25)



		Intrachange Instructed Imbalance Energy Reassignment					
Position Name	Trade Date	Hour Ending	T-57 Snapshot - Tag	ATF Tag Quantity	Imbalance Quantity	Real-Time Price	Customer Imbalance Reassignment Amount
			PrIimbReassignBaseScheduleTagQty	PrIimbReassignATFTagQty	IntraIimbReassignmentQty	AvgIntrachangeLMP	AllocIntraIimbReassignmentAmt
			MW	MW	E - D MW	Avg RTD LMP of Source Generator \$/MWh	F * G \$
	01/04/2022	1					
	01/04/2022	2					
	01/04/2022	3					
	01/04/2022	4					
	01/04/2022	5					
	01/04/2022	6					
	01/04/2022	7					
	01/04/2022	8					
	01/04/2022	9					
	01/04/2022	10					
	01/04/2022	11					
	01/04/2022	12					
	01/04/2022	13					
	01/04/2022	14					
	01/04/2022	15					
	01/04/2022	16					
	01/04/2022	17					
	01/04/2022	18					
	01/04/2022	19					
	01/04/2022	20					
	01/04/2022	21					
	01/04/2022	22					
	01/04/2022	23					
	01/04/2022	24					

# EIM Services Bill

**GRID** Modernization 

## EIM SERVICES BILL

Customer Name:	Customer Name	Bill Period:	2022-02
Bill ID:	FEB22-EIM01-XXXXX	Period Ending:	February 28, 2022
Issue Date:	March 3, 2022		

### INITIAL: 2021-12

Charge Code	Description	Current Amount	Previous Amount	Net Amount
6045	Prior 2112 Over/Under Sched Settle	\$53.25	\$0.00	\$53.25
6046	Prior 2112 Over/Under Sched Alloc	\$0.00	\$0.00	\$0.00
64600	Prior 2112 FMM IIE EIM Settlement	\$352.64	\$0.00	\$352.64
64700	Prior 2112 RT IIE EIM Settlement	\$0.00	\$0.00	\$0.00
64750	Prior 2112 RT UIE EIM Settlement	(\$2,500,047.70)	\$0.00	(\$2,500,047.70)
64770	Prior 2112 RT Imb Energy Offset EIM	\$582,167.75	\$0.00	\$582,167.75
6478	Prior 2112 RT Sys Imb Energy Offset	\$4,823.75	\$0.00	\$4,823.75
67740	Prior 2112 RT Congestion Offset	\$1,060,005.74	\$0.00	\$1,060,005.74
69850	Prior 2112 RT Marg Losses Offset	\$0.00	\$0.00	\$0.00

### INITIAL: 2021-11

Charge Code	Description	Current Amount	Previous Amount	Net Amount
6046	Prior 2111 Over/Under Sched Alloc	\$0.00	\$0.00	\$0.00
64750	Prior 2111 RT UIE EIM Settlement	\$0.00	\$0.00	\$0.00
64770	Prior 2111 RT Imb Energy Offset EIM	\$0.00	\$0.00	\$0.00
6478	Prior 2111 RT Sys Imb Energy Offset	\$0.00	\$0.00	\$0.00
67740	Prior 2111 RT Congestion Offset	\$0.00	\$0.00	\$0.00
69850	Prior 2111 RT Marg Losses Offset	\$0.00	\$0.00	\$0.00

# What do you need to do?

GRID Modernization 

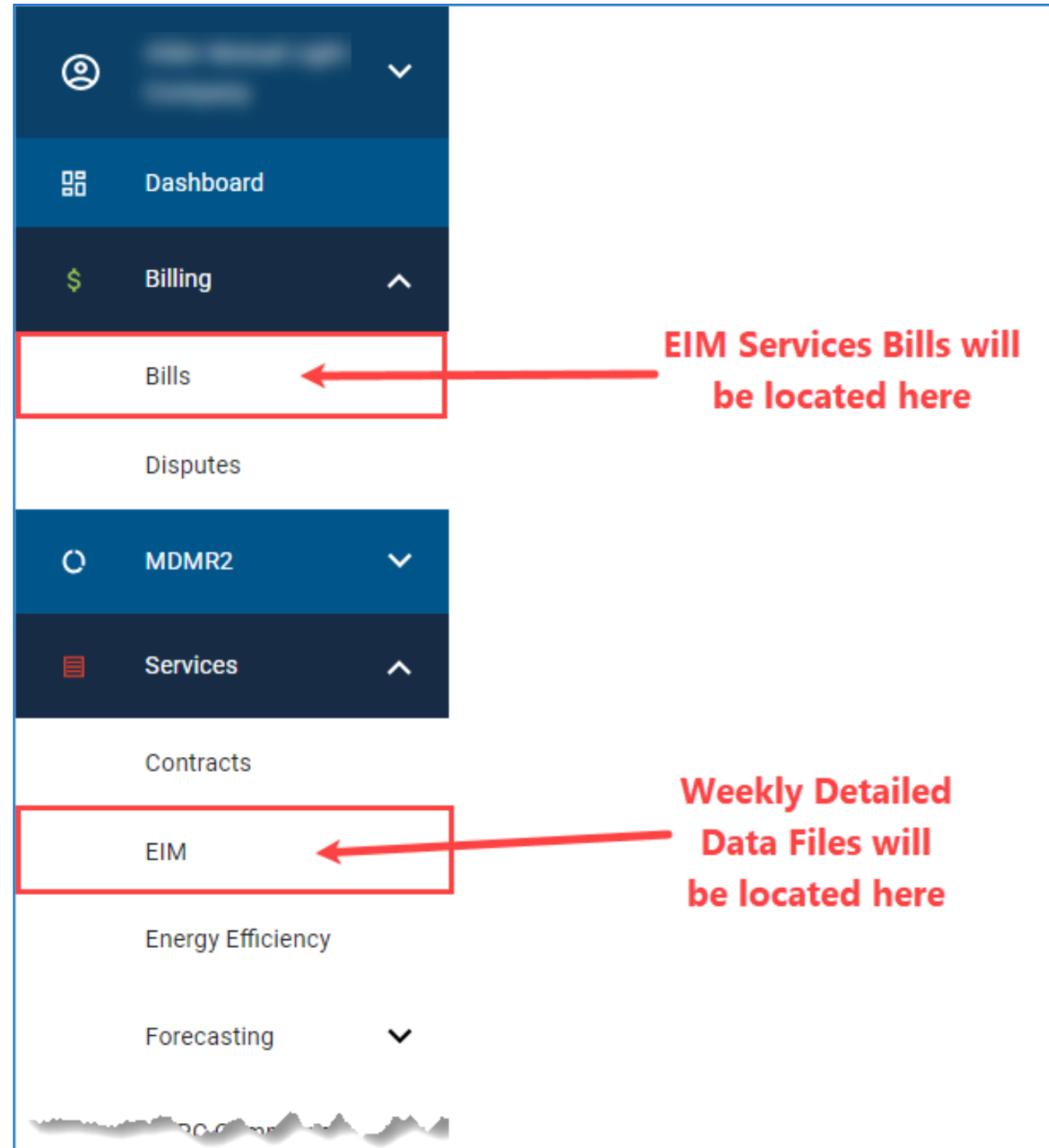
- Review detailed data files on a timely basis
  - If you identify a discrepancy and want BPA to dispute with CAISO, email [EEESCSettlements@bpa.gov](mailto:EEESCSettlements@bpa.gov) ASAP **(don't wait for your bill!)**
  - If you identify a discrepancy in how BPA sub-allocated to you, contact EESC Settlements Team [EEESCSettlements@bpa.gov](mailto:EEESCSettlements@bpa.gov)
- Review EIM Services Bill
  - If you have questions, contact [EEESCSettlements@bpa.gov](mailto:EEESCSettlements@bpa.gov)
  - If you have a dispute, contact your Transmission Account Executive to start the dispute process

# AGENCY ENTERPRISE PORTAL (AEP)

Maggie Rhodes  
*CP Product Owner*



# EIM on Customer Portal



# What is being posted

**GRID** Modernization 

## EIM Services Bills

- Bills will be posted similarly to how BPA posts Power and Transmission Bills today on Customer Portal

## Detailed Data Files

- Detailed Data Files will be posted weekly as zip files, containing multiple excel files with at least one week's worth of data
- **Reminder – Customers must register for access to Customer Portal in order to view Detailed Data files**



# Agreements and Legacy System Status

GRID Modernization 

- Customers will be required to sign new CP Agreements
  - Please reach out to your Account Executive or [customerportal@bpa.gov](mailto:customerportal@bpa.gov) to do so
- Legacy Customer Portal (CP) only available for historical data
  - Legacy CP will not be updated (no user changes, no live data feeds, no metering reports, etc.)
  - Legacy CP will be retired in calendar year 2022

**GRID** Modernization 

# Questions?

**Contact:** [customerportal@bpa.gov](mailto:customerportal@bpa.gov)

# OPEN QUESTIONS AND ANSWERS



# COMMENTS

Please send your feedback to  
[techforum@bpa.gov](mailto:techforum@bpa.gov)  
by Friday, June 10, 2022

**Thank you for participating in today's  
workshop.**

**For more information,  
visit [www.bpa.gov/goto/eim](http://www.bpa.gov/goto/eim).**



# APPENDIX



# List of Acronyms



Acronym		Acronym	
<b>BAA</b>	Balancing Authority Area	<b>ID</b>	Intentional Deviation
<b>CAISO</b>	California Independent System Operator	<b>IIE</b>	Instructed Imbalance Energy
<b>CP</b>	Customer Portal	<b>LMP</b>	Locational Marginal Price
<b>DERs</b>	Dispatchable Energy Resources	<b>MO</b>	Market Operator
<b>EESC</b>	EIM Entity Scheduling Coordinator	<b>PD</b>	Persistent Deviation
<b>EI</b>	Energy Imbalance	<b>Pnode</b>	Price Node
<b>EIM</b>	Energy Imbalance Market	<b>RTD</b>	Real-Time Dispatch
<b>FMM</b>	Fifteen Minute Market	<b>UIE</b>	Uninstructed Imbalance Energy
<b>GI</b>	Generation Imbalance	<b>VERs</b>	Variable Energy Resource
<b>GRSP</b>	General Rate Schedule Provision		