

Welcome to Day One!

Kootenai Electric Cooperative

9014 W Lancaster Rd

Rathdrum, ID 83858

Welcome and Introductions

- Kootenai Electric
- Bonneville Power Administration
- And our attendees, please share:
  - Name and Utility/Organization
  - Role in EE and how long you've been working in energy conservation





Housekeeping

- Thank you Gery, Allie, and Doug from Kootenai Electric for hosting us!
- Surveys



Be Thinking About



- Successes
- Barriers
- Goals
- How can we help

The State of BPA Energy Conservation

Dan James

Energy Conservation Vice President



State of the Organization – Leadership Updates

- Agency Level
  - Welcome to new Administrator, Travis Kavulla
- Conservation Department Management
  - Melissa Podeszwa: Manager, Program Marketing
  - Jonathan Belmont: Manager, Internal Operations
- Guiding Focus: Core mission remains consistent; dedicated internal and regional support for all customers.

Northwest Power and Conservation Council – 9th Power Plan

- Proposed Council Change:
  - Bifurcated targets: ID/MT vs. OR/WA
- BPA's Concerns:
  - Would eliminate key measures in ID and MT while raising targets across all four states
  - Conflicts with BPA's principle of providing an equitable, consistent portfolio to all customers
  - Adds multi-million dollar administrative complexity with limited incremental value
- Next Steps & Call to Action:
  - Dedicated state-by-state customer workshops to follow
  - Customers strongly encouraged to engage and submit formal public comments



The 9th Northwest Regional Power Plan

BPA Resource Program & Operational Action Plan

- Operational Action Plan:
  - Uses the Council's Plan as a baseline, filtered through implementation practicality and customer need
  - Historical alignment at the high level, with flexibility at the program/measure level
- BPA Resource Program Study:
  - Internal resourcing assessment reflecting BPA-specific system needs
  - Study completion targeted for the end of next year (2027)
  - Collaborative course corrections will be made if needed

Conservation Post-2028 (Contract Renewal)

- Upcoming Contract Alignment:
  - Transition to the post-2028 Long-Term Power Sales Agreement requires revising and renewing Energy Conservation Agreements (ECAs)
- Overall Direction:
  - **Status Quo Foundation:** The core structure of the conservation program will remain steady
  - **Continuous Improvement:** Internal workgroups are reviewing incremental enhancements
  - **Customer Engagement:** Workgroup concepts will be shared for customer input as they mature

Conclusion & Discussion

- Key Takeaway: Ongoing commitment to delivering a valuable, reliable resource for the region
- Open Discussion/Q&A:
  - Questions and general program feedback

Residential Sector



Residential Agenda

- Comfort Ready Home Contract
- Heat Pump Water Heaters in Rural Areas
- Income Qualified Program Updates
- Behavioral Home Energy Reports

Comfort Ready Home Contract

Lindsey Hobbs

Energy Conservation Account Executive



Comfort Ready Home

- Old Comfort Ready Home Contract
  - Ended May 31, 2026
  - Overall Program Goals
    - Increase regional engagement
    - Develop resources
    - Increase regional satisfaction with residential measures
  - These goals carry over to new contract

Comfort Ready Home

- Accomplishments in 2025 and 2026
  - 11 in person workshops completed
  - 464,000 YouTube views
  - Duct sealing training resources developed and implemented
  - 61 participating contractors added for 575 total

Comfort Ready Home

- New Comfort Ready Home Contract
  - Started June 1, 2026
  - Upcoming focus areas
    - Spanish versions of most popular trainings and resources
    - Resources to increase installation quality and/or DIY
    - Increase capacity for home energy assessments, including self-assessment

Questions?

Thank you ☺

Heat Pump Water Heaters in Rural Areas

Phillip Kelsven

Energy Conservation Account Executive



Heat Pump Water Heaters in Rural Areas

- NEEA HPWH Work Group
  - Potential new standard 2029
  - Increasing unit and installation costs
- Plan for increased promotion
  - Utility advance purchase of units to have immediate availability
  - Gen Pac and other online purchase opportunities
  - Increase in DIY resources through Comfort Ready Home

Questions?

Thank you ☺

Income Qualified

Amy Burke

Income Qualified Lead



Income Qualified (IQ): Year in Review

- ✓ Saw 40% increase in participating utilities compared to FY24 participation, with an improved mix of measures
- ✓ Created two new measures for IQ
- ✓ Improved connections both regionally and nationally
- ✓ Improved tribal outreach and support strategy
- ✓ Transitioned team members, improving cross-training



IQ: New Heat Pump Measure!

Room Heat Pumps: Income Qualified (IQ) Option

- Webinar Slides & Overview Flyer
- Two tiers on a **QPL**: CEE Tier 2 & CEE Tier Advanced
- IQ payments are $800 to $2,000
- Savings range from 786 – 2,262 kWh/year

New IM callouts…

11.5.2 Room Heat Pump (BPA-Qualified)

Income Qualified Measure Also Available



IQ: New Construction Measure!

Income Qualified Single Family New Construction

- Webinar Slides & Overview Flyer
- Specifications and savings based on meeting requirements above state code
- Payments range from **$6,330** to **$23,330** depending on the state
- Savings range from **873 kWh/year** to **12,395 kWh/year** depending on the state



IQ: New Construction Measure!

- Forms and specs posted in the IM Document Library under *Residential - Income Qualified New Construction*
- Outreach encouraged to building associations and organizations like Habitat for Humanity
- Comfort Ready Home support available



IQ Utility Program Guide

- Updated & published here
- Can find it on the IQ Home and IQ Utility webpage
- New resources and references
- Updated guidance on building relationships
- Contact information for regional Community Action Agencies

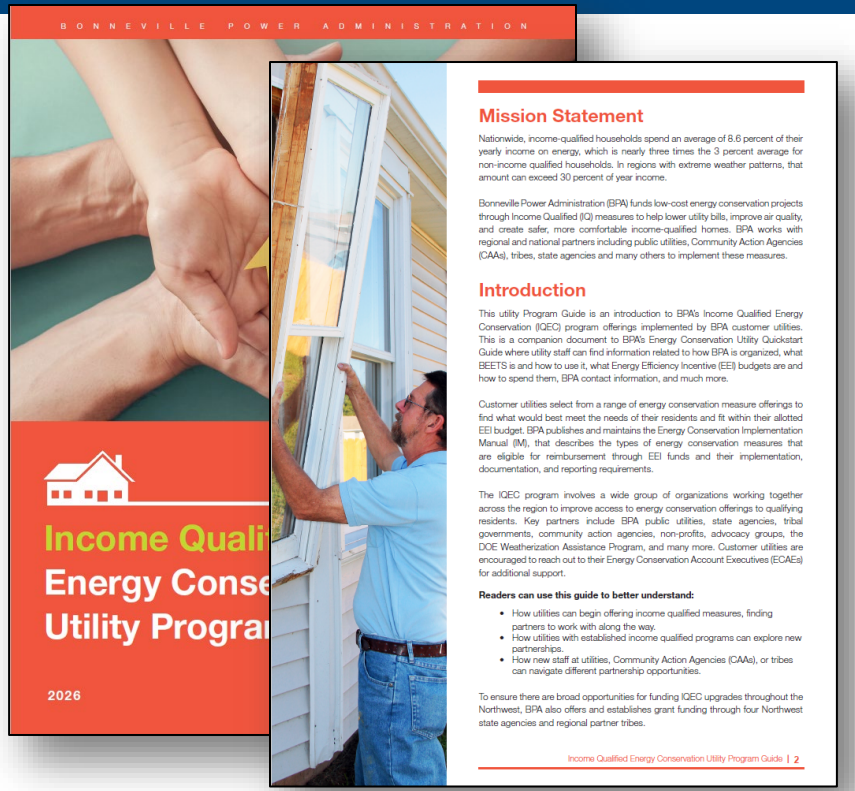

IQ Sample Documents

Example Utility Documents on the IQ Utility webpage under “Additional Documents”:

- Community Action Organization Invoice Packets Submitted to Funders
- Inland Power CARE Contractor Agreement
- Lower Columbia CAP Income and Occupancy Statement
- Inland Power CARE Member Agreement (meter usage data)
- Inland Power CARE Member Certification Release and Approval
- Inland Power CARE Subcontractor Agreement
- Cowlitz PUD Income Qualified Weatherization Program Agreement

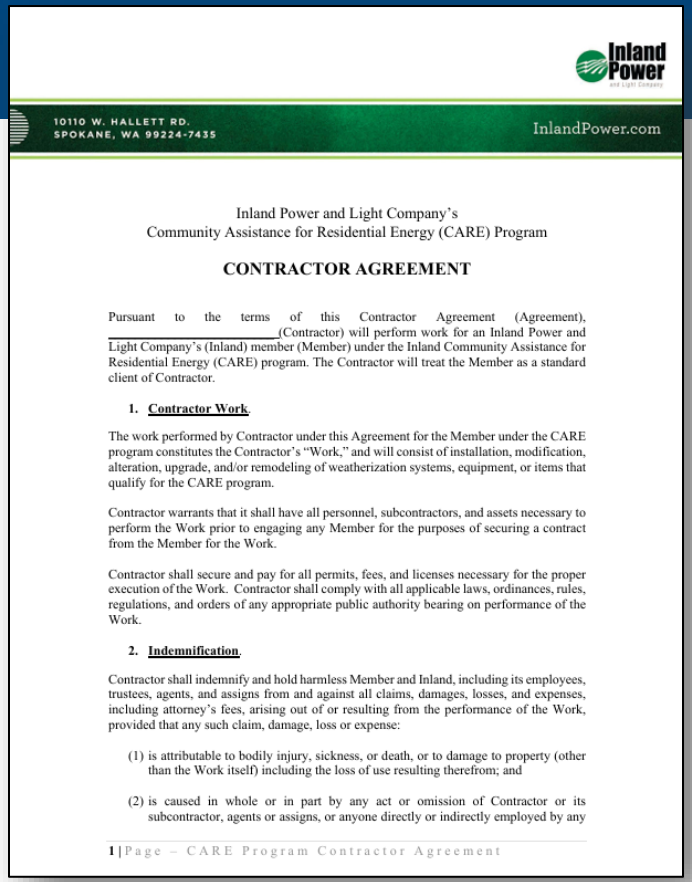

Inland Power

10110 W. HALLETT RD.
SPOKANE, WA 99224-7435

InlandPower.com

Inland Power and Light Company’s
Community Assistance for Residential Energy (CARE) Program

CONTRACTOR AGREEMENT

Pursuant to the terms of this Contractor Agreement (Agreement), _____(Contractor) will perform work for an Inland Power and Light Company’s (Inland) member (Member) under the Inland Community Assistance for Residential Energy (CARE) program. The Contractor will treat the Member as a standard client of Contractor.

1. **Contractor Work**.

The work performed by Contractor under this Agreement for the Member under the CARE program constitutes the Contractor’s “Work,” and will consist of installation, modification, alteration, upgrade, and/or remodeling of weatherization systems, equipment, or items that qualify for the CARE program.

Contractor warrants that it shall have all personnel, subcontractors, and assets necessary to perform the Work prior to engaging any Member for the purposes of securing a contract from the Member for the Work.

Contractor shall secure and pay for all permits, fees, and licenses necessary for the proper execution of the Work. Contractor shall comply with all applicable laws, ordinances, rules, regulations, and orders of any appropriate public authority bearing on performance of the Work.

2. **Indemnification**.

Contractor shall indemnify and hold harmless Member and Inland, including its employees, trustees, agents, and assigns from and against all claims, damages, losses, and expenses, including attorney’s fees, arising out of or resulting from the performance of the Work, provided that any such claim, damage, loss or expense:

(1) is attributable to bodily injury, sickness, or death, or to damage to property (other than the Work itself) including the loss of use resulting therefrom; and

(2) is caused in whole or in part by any act or omission of Contractor or its subcontractor, agents or assigns, or anyone directly or indirectly employed by any

1 | Page – CARE Program Contractor Agreement

IQ Regional Fall Workgroups

- Goal: Foster more state-specific discussion
- If this is helpful, plan to host regional IQ workgroups in the fall followed by two general workgroups the rest of the year
- Share-outs and lots of discussion
- EC Announcement will be made
- Reach out to aaburke@bpa.gov if you want to be added to our IQ Workgroup mailing list

State	Meeting Date
Oregon	October 29th
Idaho	November 18th
Montana	November 18th
Nevada /Wyoming /California /Utah	November 19th
Washington	December 2nd

IQ Tribal Grants: New Funding Year

BPA Tribal Energy Conservation Grants

- Non-competitive grants offered directly to tribes for qualifying energy conservation projects.
- Submit a **Priority Application by Oct. 1 to ensure funding** for the following fiscal year.
- Alternatively, submit a **Letter of Intent by Oct. 15**, followed by the **standard application by Nov. 5 and beyond** as funding is available.
- Email ECTribalGrants@bpa.gov for more information.

Scan the QR code to review the BPA Funding Announcement with details of the grant offering and how to apply.

IQ Resources: Reminder

- IQ Webpages: Homepage, Utility Resources, Tribal Resources, & State Resources
- Webinar on How to Start an IQ program (slides and recording)
- Comfort Ready Home Income Qualified Page
- Optional Project Information and Income Verification Form
- Income Qualified Repair Cost Reference Table, grouped by associated measure types

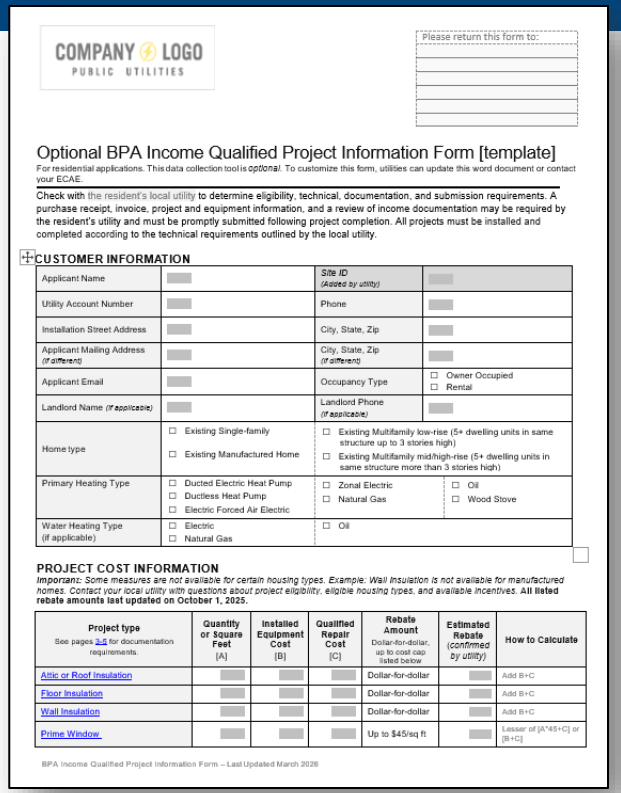

COMPANY LOGO
PUBLIC UTILITIES

Please return this form to:

Optional BPA Income Qualified Project Information Form [template]

For residential applications. This data collection tool is *optional*. To customize this form, utilities can update this word document or contact your ECAE.

Check with the resident's local utility to determine eligibility, technical, documentation, and submission requirements. A purchase receipt, invoice, project and equipment information, and a review of income documentation may be required by the resident's utility and must be promptly submitted following project completion. All projects must be installed and completed according to the technical requirements outlined by the local utility.

CUSTOMER INFORMATION

Applicant Name		*Site ID (Added by utility)*	
Utility Account Number		Phone	
Installation Street Address		City, State, Zip	
Applicant Mailing Address *(if different)*		City, State, Zip *(if different)*	
Applicant Email		Occupancy Type	☐ Owner Occupied ☐ Rental
Landlord Name *(if applicable)*		Landlord Phone *(if applicable)*	
Home type	☐ Existing Single-family ☐ Existing Manufactured Home	☐ Existing Multifamily low-rise (5+ dwelling units in same structure up to 3 stories high) ☐ Existing Multifamily mid/high-rise (5+ dwelling units in same structure more than 3 stories high)	
Primary Heating Type	☐ Ducted Electric Heat Pump ☐ Ductless Heat Pump ☐ Electric Forced Air Electric	☐ Zonal Electric ☐ Natural Gas	☐ Oil ☐ Wood Stove
Water Heating Type (if applicable)	☐ Electric ☐ Natural Gas	☐ Oil	

PROJECT COST INFORMATION

Important: Some measures are not available for certain housing types. Example: Wall insulation is not available for manufactured homes. Contact your local utility with questions about project eligibility, eligible housing types, and available incentives. **All listed rebate amounts last updated on October 1, 2025.**

Project type See pages 3-4 for documentation requirements.	Quantity or Square Feet [A]	Installed Equipment Cost [B]	Qualified Repair Cost [C]	Rebate Amount Dollar-for-dollar, up to cost cap listed below	Estimated Rebate *(confirmed by utility)*	How to Calculate
Attic or Roof Insulation				Dollar-for-dollar		Add B+C
Floor Insulation				Dollar-for-dollar		Add B+C
Wall Insulation				Dollar-for-dollar		Add B+C
Prime Window				Up to $45/sq ft		Lesser of [A*45+C] or [B+C]

BPA Income Qualified Project Information Form – Last Updated March 2026



Thank you for all the work you do in your communities for your residents. It makes a difference!

Questions?

Thank you ☺

Customer Analytics and Engagement Platform (CAEP) Pilot

Kyla Kelsay

Public Utilities Specialist



Refresher on BPA Open Q

Avenue for leveraging customer pilot efforts to acquire and evaluate savings for potential future regional offerings

- Lower up-front barriers
- Provide technical support
- Provide validation support

What is the CAEP Pilot?

- Distribution of **e-mailed** energy use reports to **all eligible end-use residential customers**
- Emails on personalized home energy usage insights
  - Tips and strategies to lower bills
  - Seasonal energy consumption reports
  - Consumption comparisons to similar households

- Information can also populate analytics platform accessible to utilities


123 TEST AVE
Hello Jerry,
Summer is just around the corner, and we would like to help you save on your cooling costs!
Get ready for the upcoming season
We'd like to help you save on your cooling costs.
Email

123 TEST AVE

Hello, **Sumanth!**

Here are your latest energy insights!

1 Apr 2022 - 30 Apr 2022

Your Bill Summary

Total Amount

$310.01

↓ $167

-35% vs. previous period



Your Energy Use By Appliance

Always On	$131
Heating	$44
Entertainment	$28
Cooking	$20
Laundry	$12
Refrigeration	$12
Lighting	$5
Other	$58

EXPLORE USAGE

Buy a smart thermostat

"Learning" models can adjust the temperature automatically based on your household's activity.



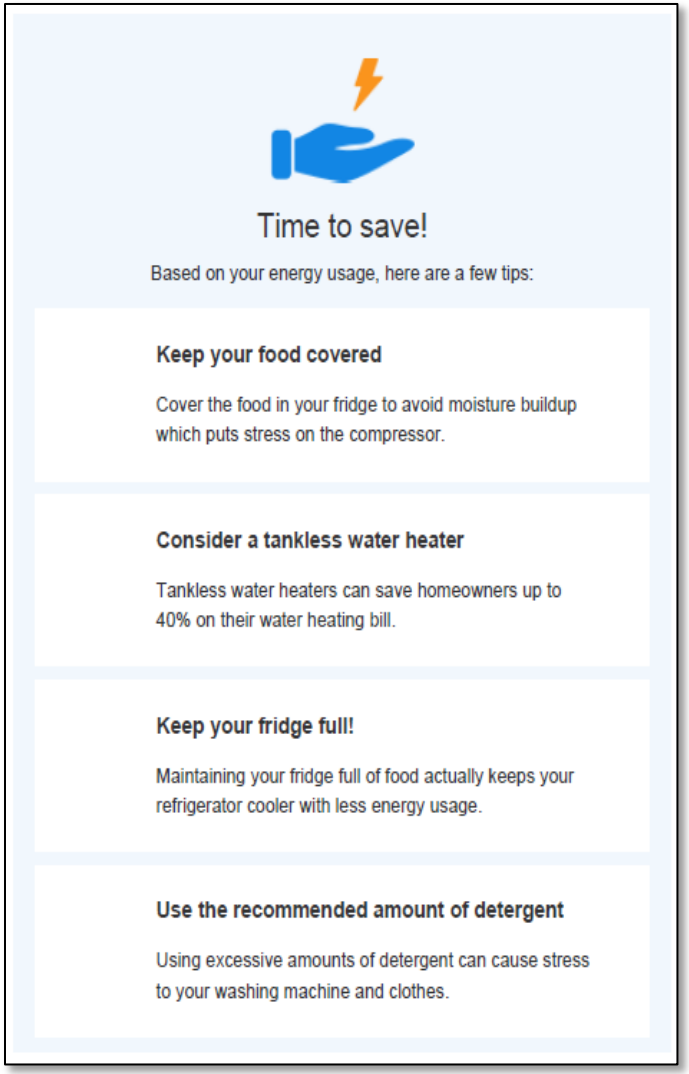
Time to save!
Based on your energy usage, here are a few tips:
Keep your food covered
Cover the food in your fridge to avoid moisture buildup which puts stress on the compressor.
Consider a tankless water heater
Tankless water heaters can save homeowners up to 40% on their water heating bill.
Keep your fridge full!
Maintaining your fridge full of food actually keeps your refrigerator cooler with less energy usage.
Use the recommended amount of detergent
Using excessive amounts of detergent can cause stress to your washing machine and clothes.

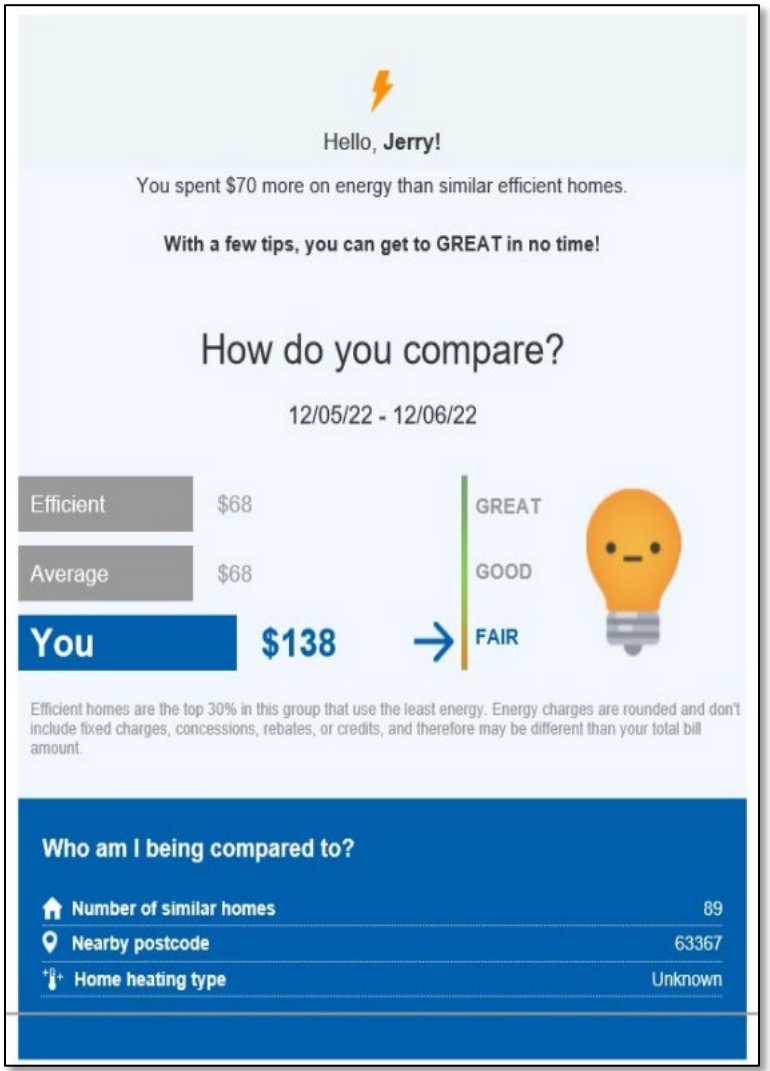
Hello, Jerry!
You spent $70 more on energy than similar efficient homes.
With a few tips, you can get to GREAT in no time!
How do you compare?
12/05/22 - 12/06/22
Efficient
$68
Average
$68
You
$138
GREAT
GOOD
FAIR
Efficient homes are the top 30% in this group that use the least energy. Energy charges are rounded and don't include fixed charges, concessions, rebates, or credits, and therefore may be different than your total bill amount.
Who am I being compared to?
Number of similar homes
89
Nearby postcode
63367
Home heating type
Unknown

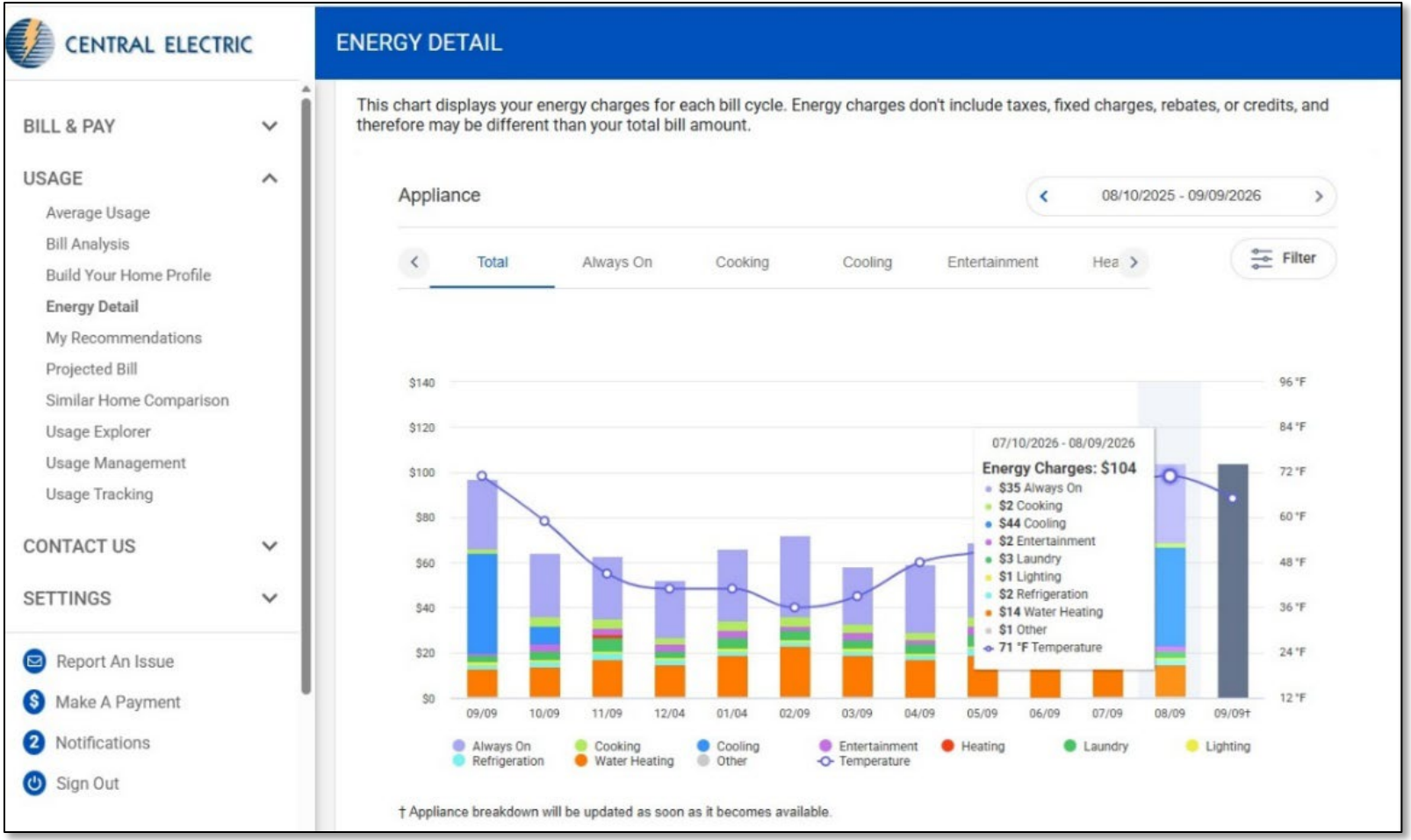
CENTRAL ELECTRIC
ENERGY DETAIL
BILL & PAY
USAGE
Average Usage
Bill Analysis
Build Your Home Profile
Energy Detail
My Recommendations
Projected Bill
Similar Home Comparison
Usage Explorer
Usage Management
Usage Tracking
CONTACT US
SETTINGS
Report An Issue
Make A Payment
Notifications
Sign Out
This chart displays your energy charges for each bill cycle. Energy charges don't include taxes, fixed charges, rebates, or credits, and therefore may be different than your total bill amount.
Appliance
08/10/2025 - 09/09/2026
Total
Always On
Cooking
Cooling
Entertainment
Filter
$140
$120
$100
$80
$60
$40
$20
$0
96 °F
84 °F
72 °F
60 °F
48 °F
36 °F
24 °F
12 °F
07/10/2026 - 08/09/2026
Energy Charges: $104
$35 Always On
$2 Cooking
$44 Cooling
$2 Entertainment
$3 Laundry
$1 Lighting
$2 Refrigeration
$14 Water Heating
$1 Other
71 °F Temperature
09/09
10/09
11/09
12/04
01/04
02/09
03/09
04/09
05/09
06/09
07/09
08/09
09/09†
Always On
Cooking
Cooling
Entertainment
Heating
Laundry
Lighting
Refrigeration
Water Heating
Other
Temperature
† Appliance breakdown will be updated as soon as it becomes available.

Key Differences

Home Energy Reports	CAEP Pilot
Distributed via mail or email	Distributed to all eligible end-use customers with email
Utilizes control group for randomized control trial (RCT)	Does not utilize control group or randomized control trial (RCT)
Implementers have minimum end-user population requirements	Opportunities to work with smaller end-user populations

Value

End-use customers

- Enhanced insights into monthly electric bills
- Personalized, actionable tips and strategies on how to reduce energy consumption and save $$
- Information about additional rebate programs

Utilities

- Easily scalable to **all** residential customers with email
- Low cost
- Bridge to additional, complementary residential program offerings
- Customer engagement and opportunity to add back-end analytics

Costs and Savings

- Anticipate first year set-up fee, followed by ongoing subscription costs
- EEI custom project payments
- Performance payments
- 100 kWh/year deemed savings per household

How to Participate

- Fast-track option: IT or billing firm offering consumer/analytics package
  - Ex: National Information Solutions Cooperative (NISC) offers a Bidgely-supported “Consumer Analytics” package
- Other implementers may offer similar packages
- Please **reach out to your** ECAE if you identify a **firm offering a comparable product**

CEC Early Findings Show Participant Savings

CEC estimated savings are between **120-136 kWh/year** and statistically significant

This is about **0.7% of annual usage** among participants



***Early findings from analysis of CEC's end-users—findings subject to change across utilities**

CEC Participants Open and Read the Reports

So far, a large portion of participants recall opening and reading the reports.





Many respondents identify taking steps to change energy usage *after* reading the reports.

***Self reported responses from early survey findings; full survey launched 9/15.**

What We Need From You – Evergreen is Here to Help!

EVERGREEN ECONOMICS

What we typically request:

- ❑ Hourly AMI Usage Data
- ❑ Monthly Billing Data
- ❑ Customer Contact Information for End-User Survey
- ❑ Program Data

Questions?

Thank you ☺

Break

15 minutes



Commercial & Industrial Sectors



Commercial & Industrial Agenda

- Trade Ally Network Northwest (TANNW)
- Online Lighting Calculator (OLC)
- Energy Smart Industrial (ESI)
- Strategic Energy Management (SEM) for K-12 Schools

C&I Program Updates

Eric Mullendore

Commercial & Industrial Sector Lead



Trade Ally Network Northwest (TANNW)

- Evergreen Energy Partners will be supporting the Trade Ally Network NW program effective 10/1/2026
- TANNW field specialists will be developing account plans in Q1 and Q2 FY27



TANNW Scope

Primary focus on project implementation support:

- Online Lighting Calculator
- Field activities
- Opportunity Knocks outreach events

TANNW Scope

Marketing and Outreach:

- Field Guide
- Newsletter
- Trade Ally Recruitment

Online Lighting Calculator (OLC)

MINT release 1656

- Optional upgrade that addresses a variety of non-critical bugs
- Currently undergoing BPA testing
- Targeting October release

OLC Resources

- Training Videos
  - Decommissioning Measures
  - New Construction Projects
  - Non-standard Measure Review

- User Manual Version 4.3 (July 2026)

Energy Smart Industrial (ESI)

Finding efficiency more efficiently

- 8.7.5 Efficient Pumps $0.33 / kWh
- 8.7.6 Variable Frequency Drive for Pumps $180 / hp
- 10.4.2 Small Compressed Air Systems $0.33 / kWh
- 10.4.4 Variable Frequency Drive for Industrial Fans (NEW) $260 / hp

Energy Smart Industrial

ESI Marketing Campaign

Purpose

Increase awareness of pump system improvement opportunities and connect interested audiences to ESI resources that support practical next steps.

Campaign approach

- Use search intent to reach audiences already looking for pump solutions.
- Offer a clear resource: the Pump System Efficiency Guide.
- Provide a simple path to connect with ESI team.

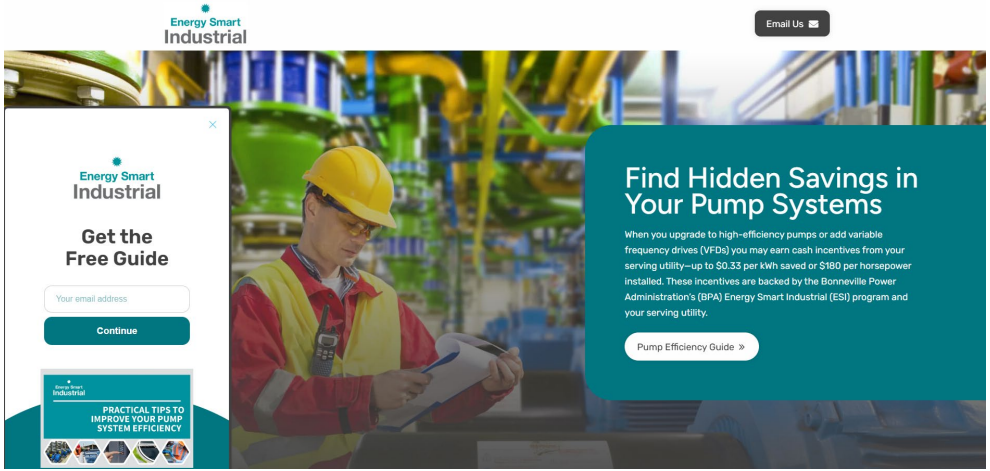

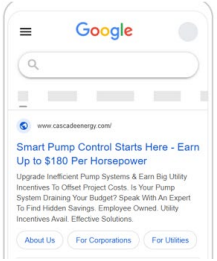

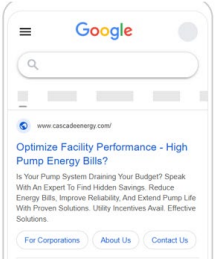

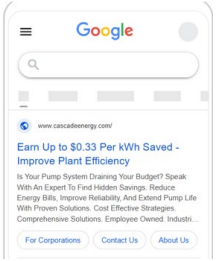

Early Campaign Results

4,552
campaign

7.25%
click-through rate



Campaign Performance

Campaign	Ad Group	Publisher	Impressions	Clicks	CTR
Energy Smart Industrial	Energy Smart Industrial	Bing Ads	1,637	231	14.11%
Energy Smart Industrial	Energy Smart Industrial	Google Ads	2,915	99	3.40%
GRAND TOTAL			4,552	330	7.25%

Takeaway

The campaign is generating visibility of ESI pump system resources and driving traffic to the campaign's landing webpage.

Campaign launched June 26, 2026; initial results measured through Aug. 5, 2026.

Discussion

What trends in C&I project delivery are you seeing?

What would you like to see BPA do better to support C&I sector projects?

Strategic Energy Management, K-12 Schools

Ben Graves

Commercial Program Manager



Agenda

- Introduction
- Why a SEM for K-12 Schools Pilot
- Current Pilot Design
- What's Next

SEM for K-12 Schools Pilot

- BPA has been working with a partner to develop a pilot for a Strategic Energy Management (SEM) program for K-12 Schools.
- Targeting an early calendar year 2027 launch for the SEM Cohort
- Pilot details are being finalized but it's never too early to ask: Could SEM help my utility and its school districts meet their energy goals?

Bonneville
POWER ADMINISTRATION

Bonneville Power Administration

- Programs Team
- Emerging Technology
- Customer Service Engineers
- Energy Conservation AE
- Marketing

nbi new buildings institute

New Buildings Institute

- Oregon-based 501(c)3
- >25 years focused on building efficiency
- Strong Schools Initiative (10 years strong!)

Why Focus on SEM for Schools

BPA has supported SEM since 2009 to help sites optimize energy use through low-cost, behavior-driven operational improvements.

1 Proven model focused on a high-needs sector

Commercial and Industrial sites report success with SEM. K-12 schools are a high-needs sector.

2 SEM Success

Achieved almost 4 aMW of energy savings from the Commercial and Industrial sectors in the last rate period.

3 School Engagement

BPA has a long history with schools through various pilots, ESCOs, and other school efforts.

Benefits for Schools

- Schools can see energy savings of **10 percent or more** through low- or no-cost operational changes *(ENERGY STAR®).*

- Schools can see **reductions in maintenance staff time** from better functioning systems (seven percent reduction in HVAC work orders at River Trails SD)

- *Example: Medford School District (OR) reduced annual energy costs by an estimated **$80,900 in its first year of SEM** through behavioral changes and low-cost operations and maintenance improvements.*

SEM Pilot Components

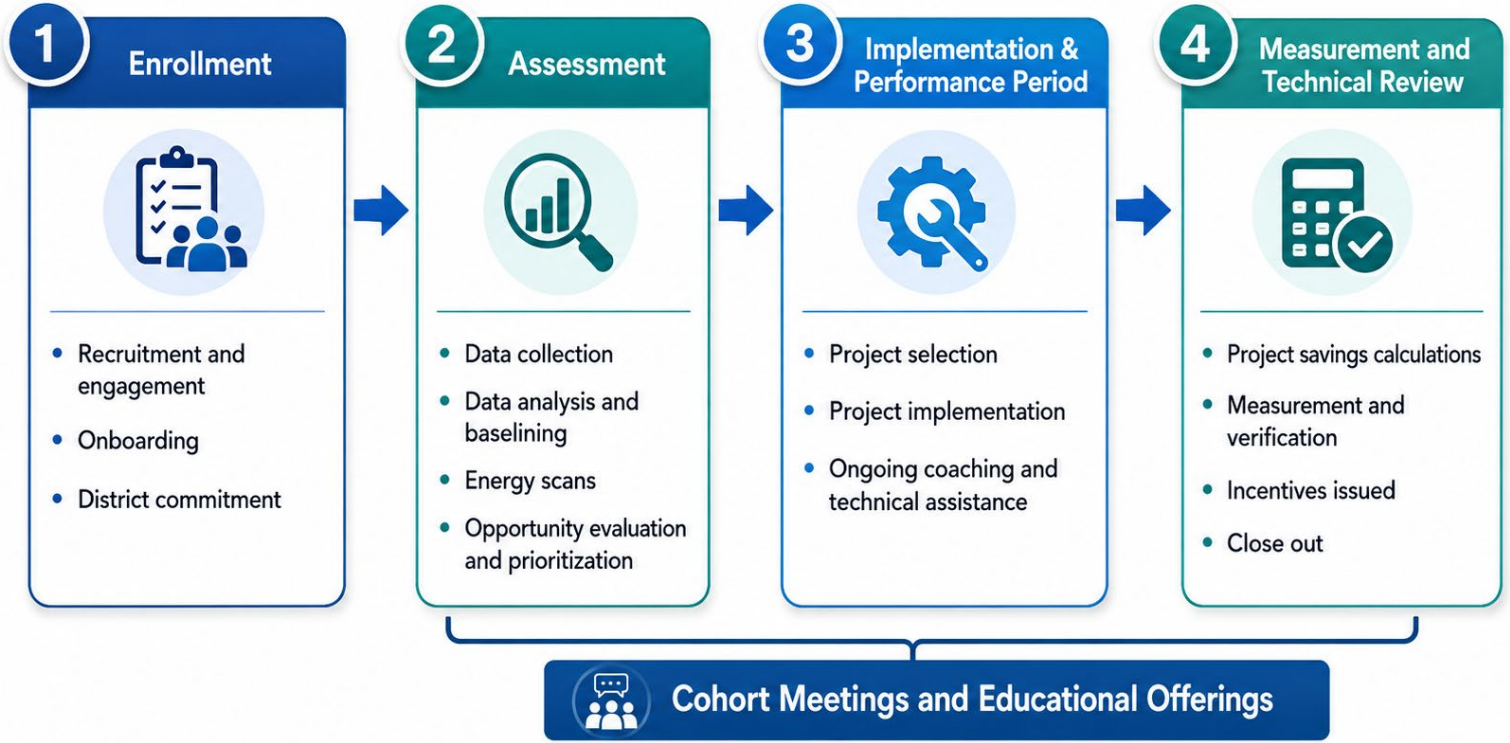

Phase 1: Enrollment

- Utility outreach to support and identify potential districts.
- Introductory engagement with districts.
- Districts commit staff time and resources and identify an Energy Champion for program participation.

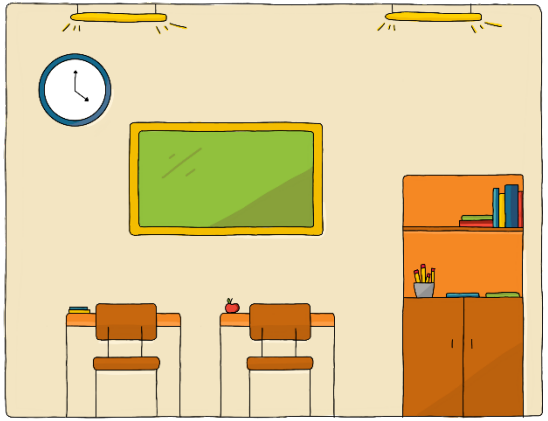

Phase 2: Assessment

- Utilities provide baseline billing data, and support goal setting.
- Energy scan for low- or no-cost opportunities.
- Opportunity identification and project prioritization.

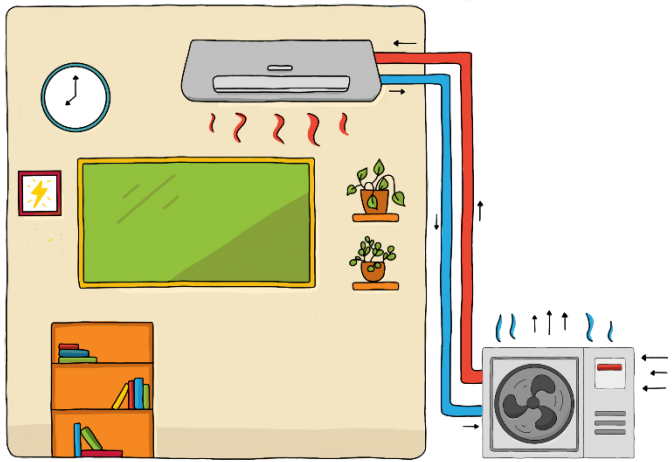

Phase 3: Implementation

- Project kick off and implementation.
- Ongoing coaching and technical assistance from NBI.
- Quarterly milestone evaluation to ensure project(s) are on track or if pivots are needed.

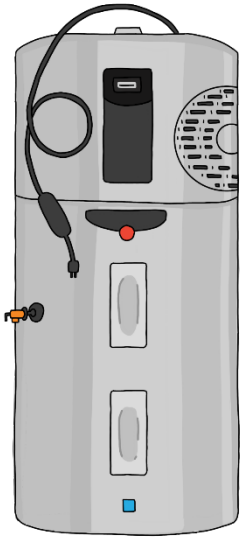

Phase 4: Measurement

- All outcomes and data collected.
- Measurement and Verification (M&V) process, adhering to BPA protocols.
- Annual report documents SEM savings and payment.
- Serving Utility approves final report and issues SEM savings payment.



Roles

BPA:

- Leads utility coordination, capital project support, and technical review of final SEM deliverables.

NBI:

- Leads school district onboarding, energy scans, coaching, and development of SEM savings analysis.

Utility:

- Identifies potential participant districts, manages all incentive discussions, and participates in all other program elements to the extent interested/available.

Next Steps

BPA:

- Finalize pilot design and communicate official recruitment launch.

Utilities:

- Provide feedback on pilot design.
- Identify potential district participants.
- Help provide outreach and recruit district.

Questions?

- Thank you ☺

Utility Roundtable



Let's Hear From You!

- Successes
- Barriers
- Goals
- How can we help?

Dinner and Networking (Optional)





Good Morning! Welcome to Day 2

Kootenai Electric Cooperative

9014 W Lancaster Rd

Rathdrum, ID 83858

BPA Updates



BPA Updates Agenda

- Marketing Opportunities
- Utility Distribution Upgrades
- Northwest Energy Efficiency Alliance (NEEA)
- Regional Technical Forum (RTF)
- Energy Conservation Post-2028 Timeline

Marketing Updates

Lindsey Hobbs

Energy Conservation Account Executive



Meet the Marketing Team



Mike Gross
Marketing Lead



Rachael Ettelman
Marketing Specialist



Maggie Bagan
Marketing Specialist



Ming Kust
Marketing Specialist



Robin Moodie
Marketing Specialist

Skill sets and Services



Collective Skills

- Graphic Design
- Production Design
- Technical, Public Relations, Copywriting, and Editing
- Presentations
- Web Design
- Video Production (Instructional and Social Media Videos)
- Marketing Strategy and Planning

Graphic Design Services

Original Graphic Design Services | Template Customization | Forms



Customized social media or other digital graphics.



Print collateral, including flyers and case studies.



Form development and audit forms for BPA requirements.



Customized bill inserts promoting incentives.

Graphic Design Services

Workshop Promotional Kit

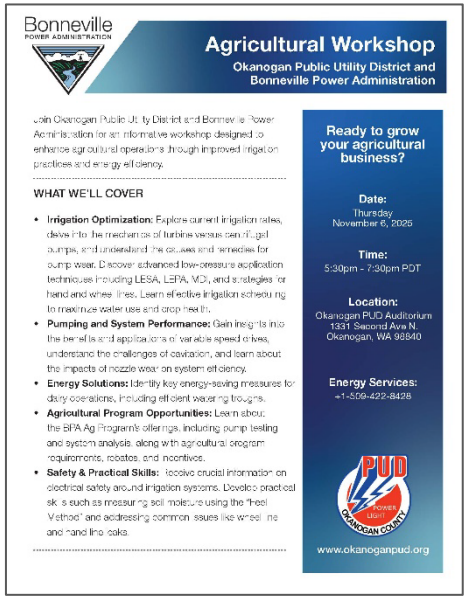

Invitation Flyer



Facebook Post Graphic



Print Ad

Graphic Design Services

Press Kit



Back to Newsroom

Energy efficiency upgrades breathe new life into 106-year-old historic St. Helens building

July 10, 2025

For implemented savings throughout the John Gumm building renovation, BPA awarded CRPUD an $96,410 incentive payment.

BPA Energy Efficiency teamed up with Columbia County and Columbia River PUD to revitalize a historic building with modern energy saving upgrades.

Articles and Press Releases

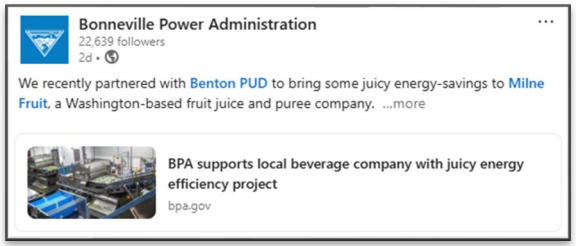

Bonneville Power Administration
22,639 followers
2d •

We recently partnered with Benton PUD to bring some juicy energy-savings to Milne Fruit, a Washington-based fruit juice and puree company. ...more

BPA supports local beverage company with juicy energy efficiency project
bpa.gov

Social Media Posts



COLUMBIA RIVER PUD
A COMMUNITY-OWNED UTILITY

HISTORIC BUILDING
BENEFITS FROM MODERN UPGRADES

PROJECT BACKGROUND

Built in the early 1900's, the John Gumm building served as the schoolhouse in St. Helens, Oregon until 1958. Columbia County purchased and remodeled the reopened historical building now known as the John Gumm Civic Office. As part of a larger multi-phase effort to enhance the functionality and capacity of their facilities, Columbia County worked with Columbia River PUD to find energy efficiency incentives. The utility identified a variety of attainable upgrades and incentives including high performance windows, lighting retrofits, insulation, heat recovery system, and variable refrigerant flow HVAC system upgrades.

RESULTS

- The building upgrades will save an estimated 290,723 kWhs annually.
- Columbia River PUD provided an incentive payment of $96,410.
- The efficiency upgrades will save time and money on maintenance.
- Improved workflow, safety, and operational flexibility to accommodate future growth, ultimately improving our ability to serve the community.

290,723
kWh Annual Energy Savings

$96,410
Columbia River PUD Incentive Payment

What ideas do you have to save money?

Columbia River PUD
(503) 397-3094
www.crpud.net

Project Success Posters and Case Studies

Services

Website Recommendations

- Review existing website and make recommendations.
- Graphics production.
- Search engine optimization.
- Improve user experience.
- Increase program visibility.

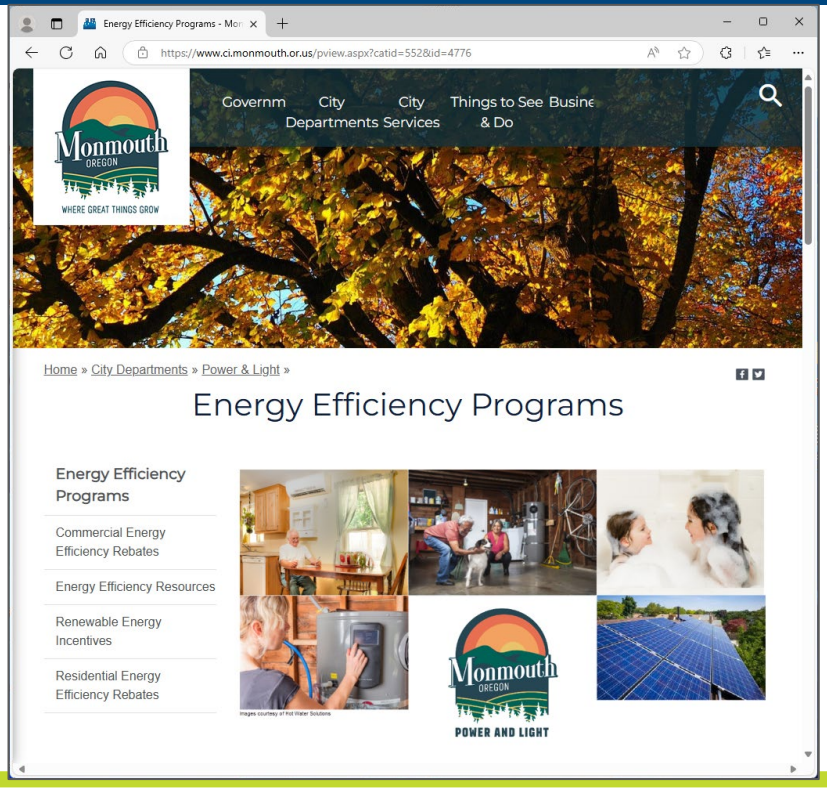

Services

Big Check

- Laminated.
- Customized with logo.
- Re-usable with dry erase markers.
- Great for photo ops for case studies, articles, etc.

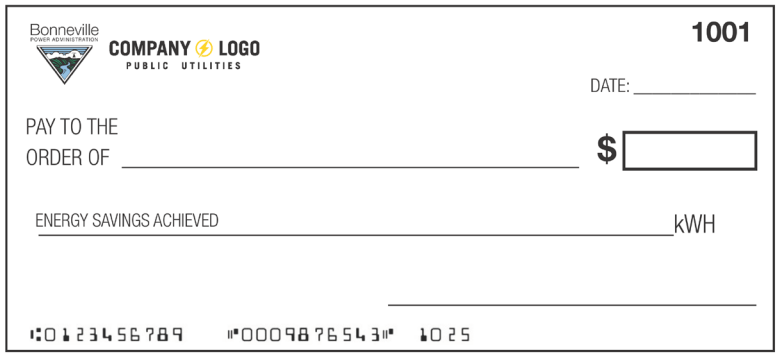



Marketing Team Publications

- Energy Conservation Implementation Manual.
- Energy Conservation Annual Review.
- Energy Conservation Action Plan.
- Energy Conservation Utility Quickstart Guide.



Updated Implementation Manual Design

- New Implementation Manual template will launch for the Oct 2026 release.
- The marketing team began surveying customers via the USB and direct customer outreach to gather feedback and improvement suggestions to update the IM.
- Direct links to documents rather than to the document library. -A long requested feature from customers.
- Improvements to readability in layout and tables.
- Page anchored links in Change Notice. – requested in USB.

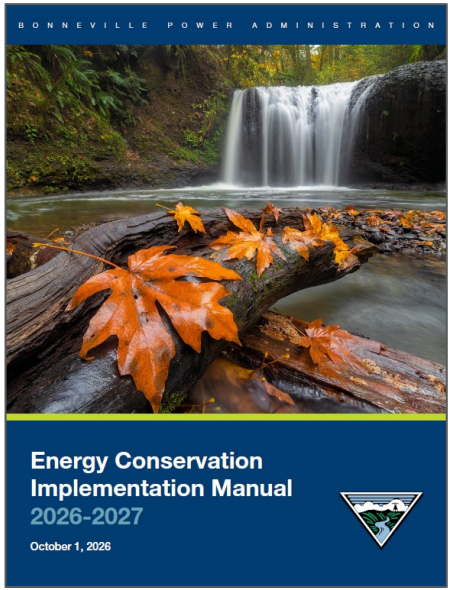



Updated Implementation Manual Design

- Navigation key (on last page of TOC) with tips for keyboard shortcuts – requested in USB.
- Printer-friendly layout (removes full bleed) – requested in USB.
- An overall visual “glow up” improving text hierarchy, adding some “breathing room” in the layout, and simplifies overall design. New section dividers help define sector sections.
- Adding more images helps humanize the document that previously lacked a human element.


BONNEVILLE POWER ADMINISTRATION

Implementation Manual
Navigation Tips

Previous View

Ctrl

The Implementation Manual includes text anchors for your convenience. After following a link, you may want to return to the page you were on. In Adobe Acrobat Reader, you can do this by clicking **Ctrl + left arrow** to return to previous view.

Open in New Window

Ctrl

Viewing the Implementation Manual on your browser? Want to follow a link and have it open a new window? No problem. Hover over the link, hold down **Ctrl** + **click** to open a link in a new window.

Find What You Need

Ctrl F

Trying to find something specific? Click **Ctrl + F** to find all instances of the word or phrase you want. Want to return to the table of contents? Just click the TOC at the bottom left of the page.

Use Bookmarks

Click on the **bookmark icon** in the left-hand ribbon of Adobe Acrobat Reader to access bookmarks as you scroll through the document.


BONNEVILLE POWER ADMINISTRATION

The completion report should also contain any information on additional quality control conducted on the project. To receive payment for a custom project, the customer must submit the project information in BEETS using the Option 2 Custom Projects Upload Template.

BPA may reject Option 2 projects that do not (1) have a completion report that contains all required information and demonstrates that the project is consistent with the custom project requirements, or (2) have verified energy savings that are reliable (i.e., M&V was implemented per the approved M&V plan, or M&V was appropriate for the project and consistent with BPA M&V Protocols).

4.6 Custom Projects Documentation Requirements

- **Option 1:** Custom Project Proposal must include, at a minimum, project baseline description, including appropriate nameplate information (pictures are acceptable), current operating conditions, etc.; proposed efficiency measure, project cost estimate, and M&V Plan.
- **Option 1 and 2:** Completion Report must include project baseline description, completed measure description, including pre- and post operating conditions and schedule, appropriate nameplate information (pictures are acceptable), completed M&V plan (with all supporting data and analysis), and project cost and operations and maintenance savings documentation.

Documentation Description	Retention/Submittal Locations	
	BEETS	Customer File
Option 1 Custom Projects		
Cost documentation	X	X
Option 1 custom project supporting documentation	X	X
Option 2 Custom Projects		
Cost documentation	X	X
Option 2 custom project supporting documentation		X

Updated Implementation Manual Design

- Simplified table design, less “blocky” and less toner (if printed). Also fixes some issues we had with alternating fills.
- Increased text leading (space between lines) to open up wall of text but maintains compactness of tables for those utilities who said they screenshot sections for emailing customers – requested in USB.

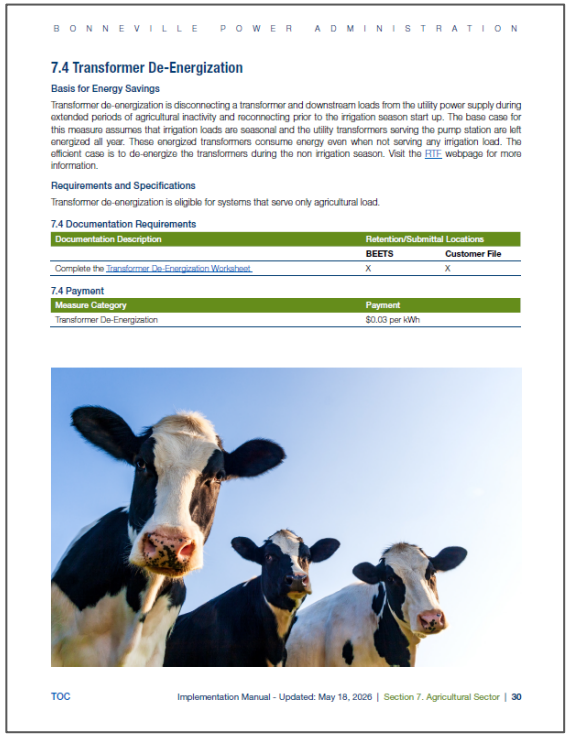

BONNEVILLE POWER ADMINISTRATION

7.4 Transformer De-Energization

Basis for Energy Savings

Transformer de-energization is disconnecting a transformer and downstream loads from the utility power supply during extended periods of agricultural inactivity and reconnecting prior to the irrigation season start up. The base case for this measure assumes that irrigation loads are seasonal and the utility transformers serving the pump station are left energized all year. These energized transformers consume energy even when not serving any irrigation load. The efficient case is to de-energize the transformers during the non irrigation season. Visit the RTF webpage for more information.

Requirements and Specifications

Transformer de-energization is eligible for systems that serve only agricultural load.

7.4 Documentation Requirements

Documentation Description	Retention/Submittal Locations	
	BEETS	Customer File
Complete the Transformer De-Energization Worksheet	X	X

7.4 Payment

Measure Category	Payment
Transformer De-Energization	$0.03 per kWh

Questions?

- Thank you ☺

Utility Upgrades

Lindsey Hobbs

Energy Conservation Account Executive



2027-2028 Strategic Priorities

- Continue to encourage Re-conductor & Transformer Measures
- Renew Marketing for Conservation Voltage Reduction (CVR) projects
- Sunset Daily Demand Voltage
- Reduction (D-DVR) Pilot Program



Implementation Manual – Section 12

Two main groups: FY27+

1. **Re-conductor & Transformers (35-year measure):**
2. **$0.38/kWh**
   - Several other measures: voltage increase, power factor correction, etc. but they
   - are infrequently submitted/reported
3. **CVR (10-year measure life):**
4. **$0.33/kWh** incentive
   - Conservation Voltage Reduction,
   - To avoid confusion will remove ~~**VO (Voltage Optimization)**~~ as synonym to CVR

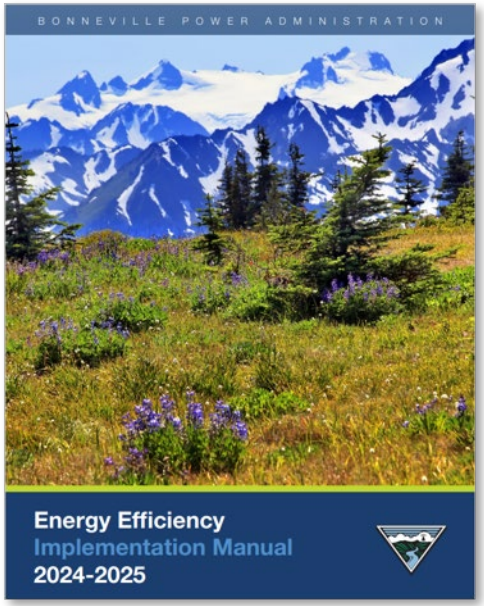

Reconductor-Transformer (RT) Calculator: Program in BEETS

What is it?

- Streamlined process for these two measures, an alternative to custom project submittal.
- Project support document files can be attached to the calculator (all in 1 file).
- More automated data entry fields.
- Can handle up to 6 transformer and 6 reconductor measures in 1 file.

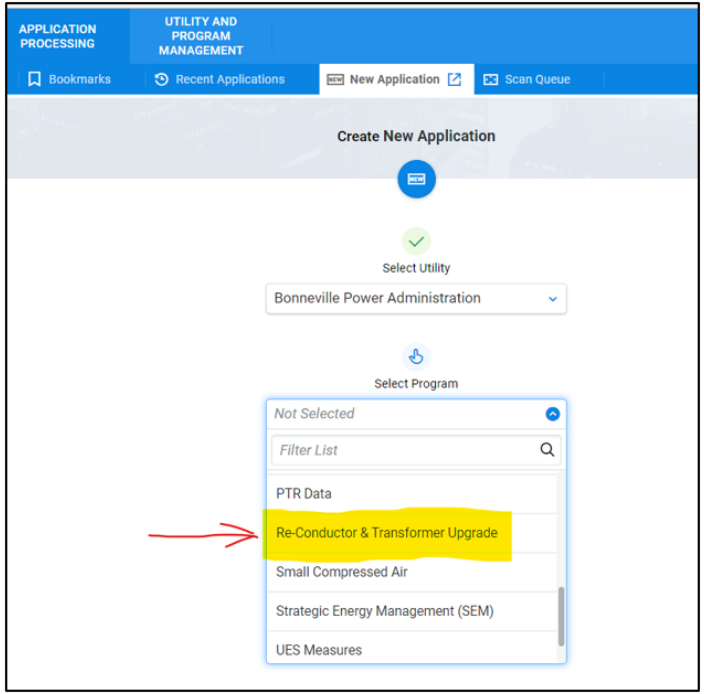

Reconductor Measures may also be Custom Projects

- Complex reconductor projects can-not be addressed via RT Calculator
- We leverage Load-Flow models executed by utility engineers or consultants
- Outputs from the model (Peak kW Loss) are used to calculate Energy Savings
- Tony Koch prepares the Custom Project details and enters into Beets

Utility Project Submittals in FY26

	FY26 Utility Distribution Projects		Annual Savings
	Entered in Beets as:	Measure Type	(kWh/Year)
Benton REA	Re-Conductor & Transformer	Reconductor	454,243
Fall River	Re-Conductor & Transformer	Reconductor	726
Inland	Re-Conductor & Transformer	Reconductor	314,614
Lower Valley	Re-Conductor & Transformer	Reconductor	1,232
Mason 3	Re-Conductor & Transformer	Reconductor	204,892
Okanogan PUD	Re-Conductor & Transformer	Power Transformer Replacement	306,317
Oregon Trail	Re-Conductor & Transformer	Reconductor	50,009
Ravalli County	Re-Conductor & Transformer	Reconductor	6,922
Skamania	Re-Conductor & Transformer	Reconductor	269,312
Snohomish	Custom Projects Option 2	Reconductor	35,674
South Side	Re-Conductor & Transformer	Reconductor	258,847
Vera	Re-Conductor & Transformer	Power Transformer Replacement	93,434
Vigilante	Re-Conductor & Transformer	Reconductor	39,869
		Total (kWh/year)	**2,036,091**
		aMW	**0.23**

CVR Projects In Flight

- Clallam PUD
- Lower Valley Energy
- Benton PUD







Clallam PUD

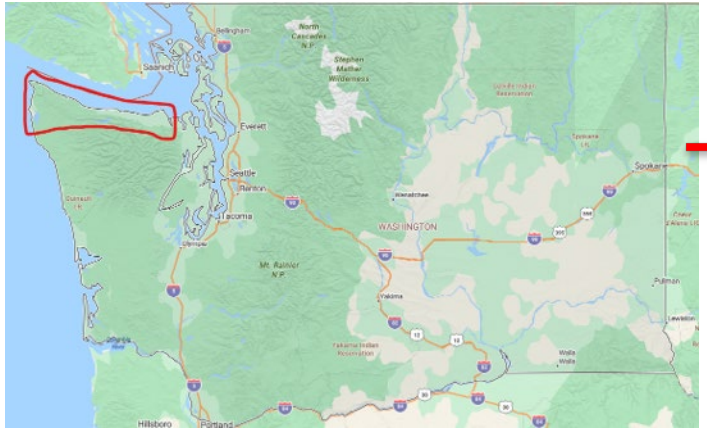

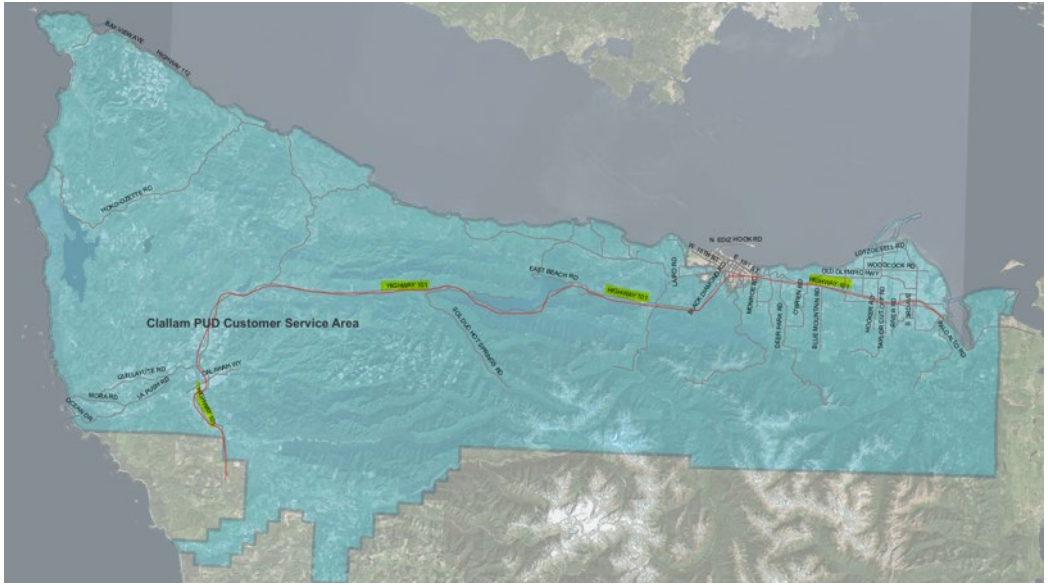

Serves 30,000 customers. Including 4 sovereign tribes. Total load of 80 aMW

Clallam PUD: Deploying CVR Projects with AMI Data

- Clallam has traditionally implemented CVR using Primary near end of line voltage
- The PUD is currently in CVR-factor data gathering for two substations
- CVR-factor calculation relies on turning the CVR voltage setting On and Off on a daily-basis. A CVR-factor is calculated, usually using ~6 months of daily On / Off data, for a specific substation, and reflects the native load of the substation
- Two substations scheduled to book energy saving in FY27:
  - Total of: **~800,000 kWh/year** **$265,00 EEI**
- The following page illustrates some different CVR operating modes



Substation and Feeder Voltage: with and without CVR

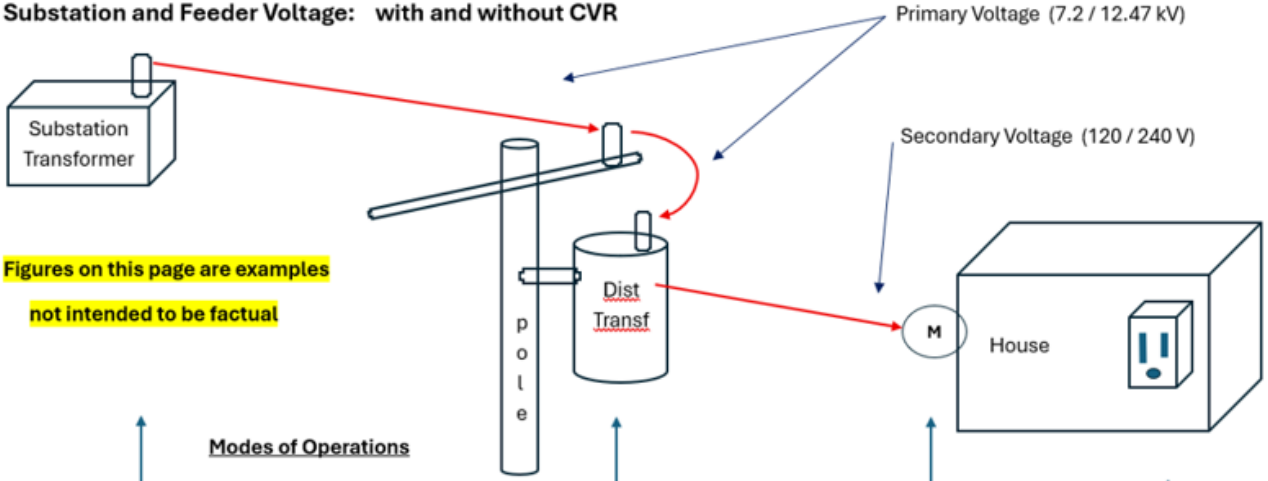

Figures on this page are examples

not intended to be factual

Modes of Operations

Max: 126 V	**ANSI C.84.1 Max & Min**	**Min: 114 V**	**Min: 110 V**
122 – 124 V **123 Avg**	**Typical non-CVR operation**	**121 – 122 V** **121 Avg**	**120 – 122 V** **120 Avg**
120 Avg	**2-3V Reduction CVR target: 118 EOL** Uses radios to communicate EOL voltage to sub	**117 Avg**	**116 Avg**
118 Avg	**4-5V Reduction CVR with AMI voltage feedback** Eliminates the need for EOL radios	**115 Avg**	**114 Avg**

Annex B

Illustration of Voltage Ranges of Table 1

Figure B1 shows the basis of Range A and Range B limits of table 1. The limits in table 1 were determined by multiplying the limits shown in this chart by the ratio of each nominal system voltage to the 120V base. [For exceptions, see note (c) to Figure B1.]

A technique commonly called Conservation Voltage Reduction (CVR) is sometimes used for energy and or demand reduction. Determination of the value of CVR is beyond the scope of this Standard. However, it is recommended that the application of CVR should be limited to voltages in Range A for normal operation. Range B should be reserved for emergency, infrequent operation. CVR systems should not be designed to operate below Range B for any condition.

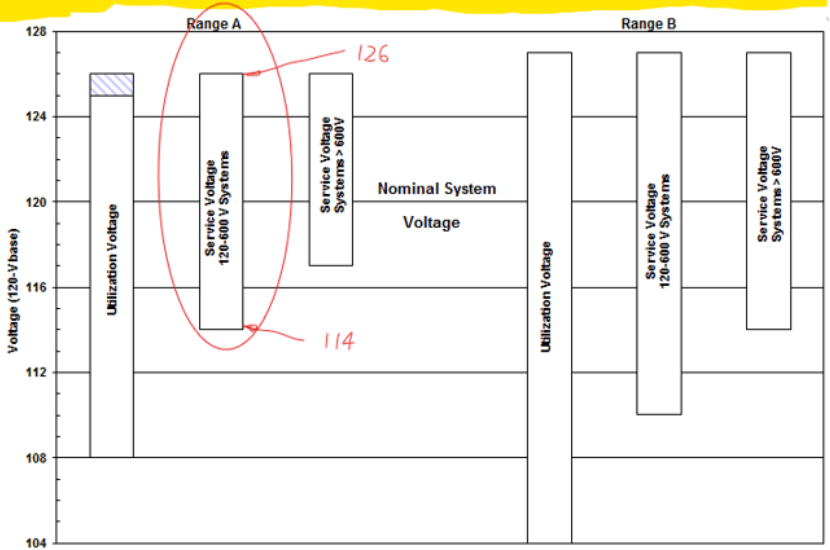

(informative)

Figure B1

Lower Valley Energy

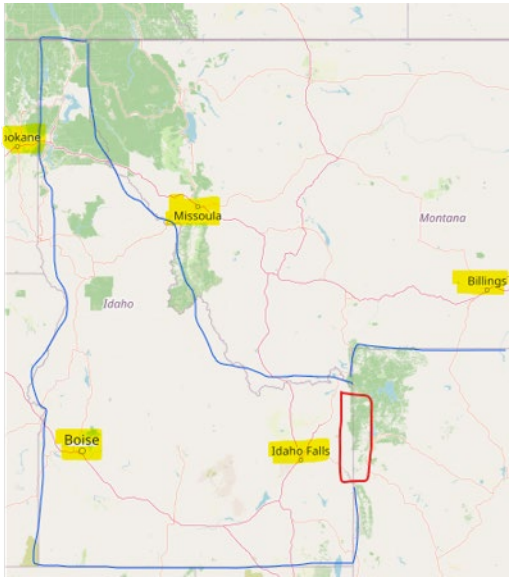

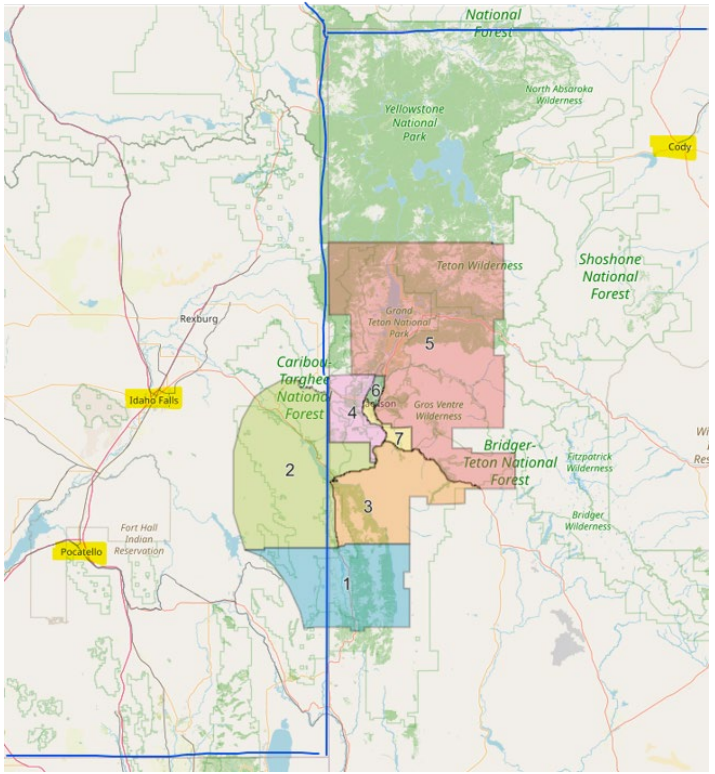

Serves 36,000 customers. Total load of 116 aMW

Lower Valley Energy: Seasonal, System-Wide CVR Project

- Total service area: 17 substations
- Run CVR on all substation but one (due to an industrial load)
- Deploy approximately a 2% voltage reduction: April – October
  - Operate normal (baseline) voltage November - March
- Estimated energy savings: **4,000,000 kWh/year (0.46 aMW) $1,300,000 EEI**

Benton PUD

- Terry, tell us about your project!



Benton PUD – Demand Reduction Project Experience

- Voltage Optimization (VO) project (CVR)
  - BPA sponsored scoping report from Robert Fletcher in 2014
  - Kennewick Substation investigated
    - 3 bays available, each expected to save 1,000,000 kWh
  - Project manager turnover and Covid caused long-term delays
  - Project completed spring 2025 (yes, eleven years later!!!)
    - Rebate total $292,000 + $35,000 performance payment
    - Savings = 887,000 kWh
    - More projects planned for future for future as needed for conservation

- No real experience with Daily Demand Voltage Reduction (DDVR)
  - Helped BPA in their development of a DDVR tool
  - Not able to support their pilot project due to lack of time available
  - Software available for SCADA system which would reduce voltage in real time

Benton PUD – Demand Reduction Project Experience

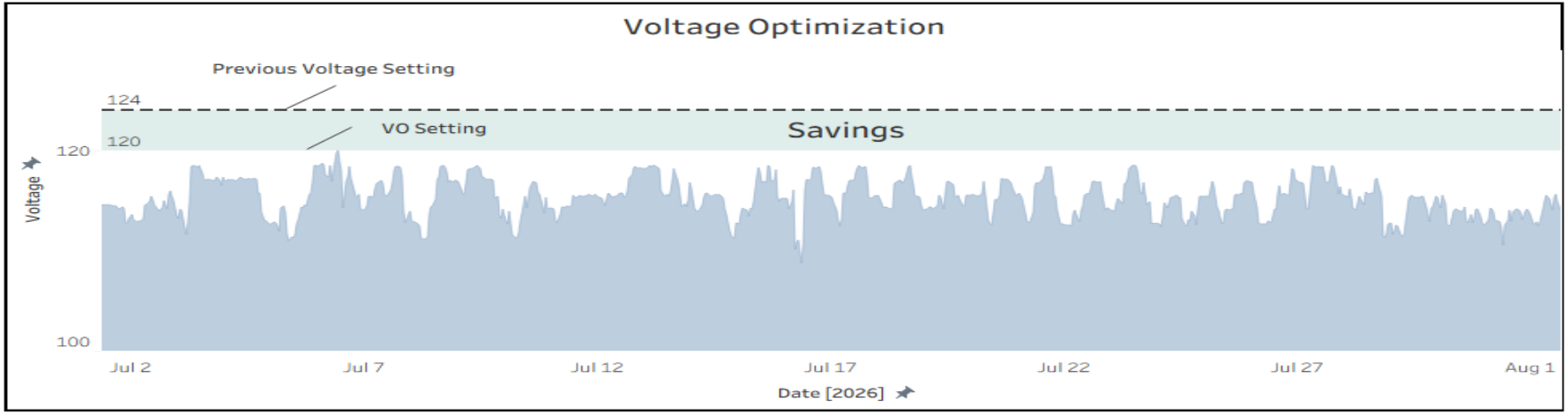

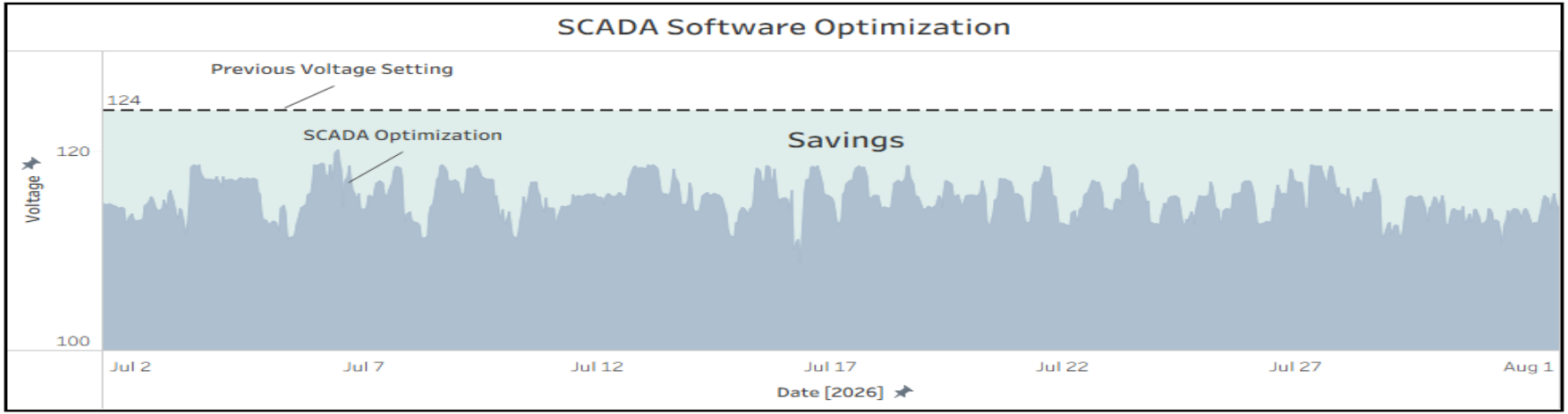

Utility Distribution: New Opportunities Guide

A marketing document to share with other staff…

https://www.bpa.gov/-/media/Aep/energy-efficiency/utility-toolkit/uds-nog.pdf

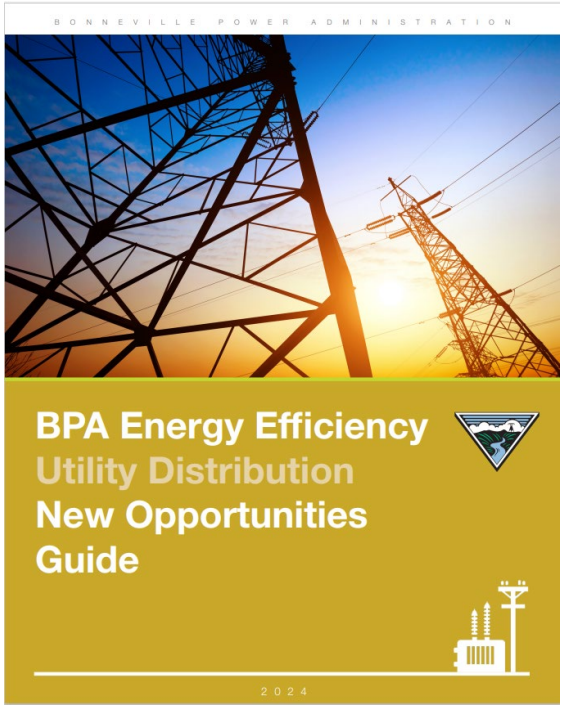



Contact Info for Technical Customer Service Support

Tony Koch, PE, CEM

Mechanical Engineer

jakoch@bpa.gov

206.220.6777

Questions?

- Thank you ☺

Northwest Energy Efficiency Alliance &
Regional Technical Forum

Phillip Kelsven

Energy Conservation Account Executive
& NEEA Liaison



Northwest Energy Efficiency Alliance (NEEA)

- NEEA is a non-profit organization funded by over 140 utilities that works to transform markets for energy efficient products and practices
- BPA is NEEA's biggest funder along with most of the Investor Owned Utilities in the region
- NEEA accounts for about 25% of BPA's conservation savings in recent rate periods at a much lower per kWh cost than BPA programs
- NEEA is governed by a Board of Directors made up of NEEA funders
- There are several NEEA committees that also guide NEEA's activities

How NEEA Operates

- NEEA works upstream with manufacturers, distributers, retailers, trade associations, code officials, architects, and others in supply chains to transform markets
- NEEA claims savings by conducting program evaluations that prove out NEEA's influence by documenting program activities and collecting market data

NEEA's Portfolio – Residential

- Advanced Heat Pumps
- Dual Fuel HVAC
- Heat Pump Water Heaters
- Retail Product Portfolio

Commercial & Industrial

- Advanced Commercial Water Heating
- DOAS
- Efficient Fans
- Extended Motor Products
- Luminaire Level Lighting Controls

Specially Funded Projects

- End Use Load Research
- Commercial Whole Building
- Load Flexibility

Research and Evaluation

- NEEA conducts research and evaluation for market intelligence and savings estimation
- Some of this research requires utility coordination and contacting utility customers and contractors
- NEEA notifies BPA (ECAEs)of future research activity that touches utilities or their customers
- NEEA notifies utility contacts of research that will touch end use customers and allow for opt outs

Regional Technical Forum (RTF)

- The RTF is a committee of the Power Council since 2000
- 29 voting members
- Standardizes measure development, specifications, protocols
- Most of BPA's UES measures are developed by RTF
- BPA generally adopts RTF measures and updates

RTF Recent and Upcoming Activity

- Updating and developing new Air Source Heat Pump measures
- In September updated smart thermostat savings to 0 savings

RTF Participation

- RTF are public meetings, open to utility participation
- The voices of utilities can be effective at influencing RTF votes
- Consider calling into a future meeting and respond to BPA calls to action

Questions?

- Thank you ☺

Energy Conservation Post-2028 Timeline

Melissa Podeszwa

Energy Conservation Program Marketing Supervisor



Tentative Energy Conservation Post-2028 Timeline

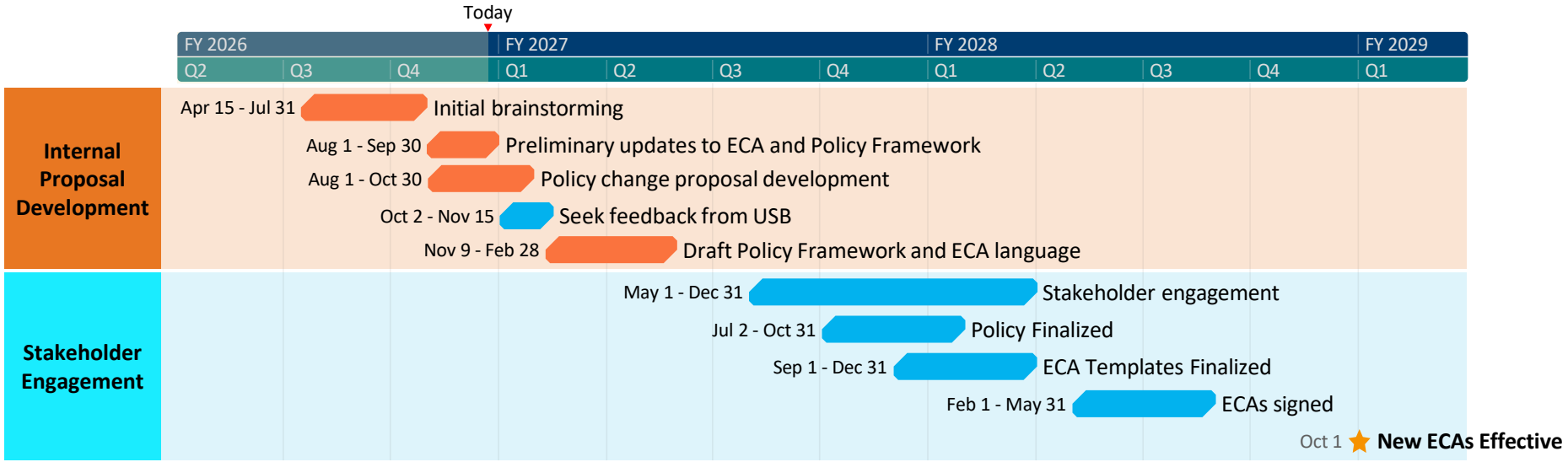

Predecisional. For discussion purposes only.

Questions?

- Thank you ☺

Agricultural Sector

Tom Osborn

Customer Service Engineer (CFTE)



Dams and Irrigation

- Grand Coulee 650,000 acres
- Columbia River 500,000 acres
- Snake River
- Ice Harbor 50,000 acres
- If miss one day of irrigation, potatoes are ruined



Dairy Farm BPAQ UES Measures for April or Oct. 2027

Measure Description	kWh Unit Energy Savings	Unit
VFD on milk vacuum pumps	TBD	hp
VFD on milk transfer pumps	TBD	cow
High efficiency ventilation with VFD and humidity/temperature control	TBD	hp
Water Source HPWH System Configurations	TBD	cow
High Efficiency Chiller System (with or without waste heat recovery)	TBD	cow
Raw milk plate pre-cooler	TBD	cow

Ag Energy Audit Measure Resources

Located in the BPA Document Library: bpa.gov/energy-and-services/efficiency/document-library

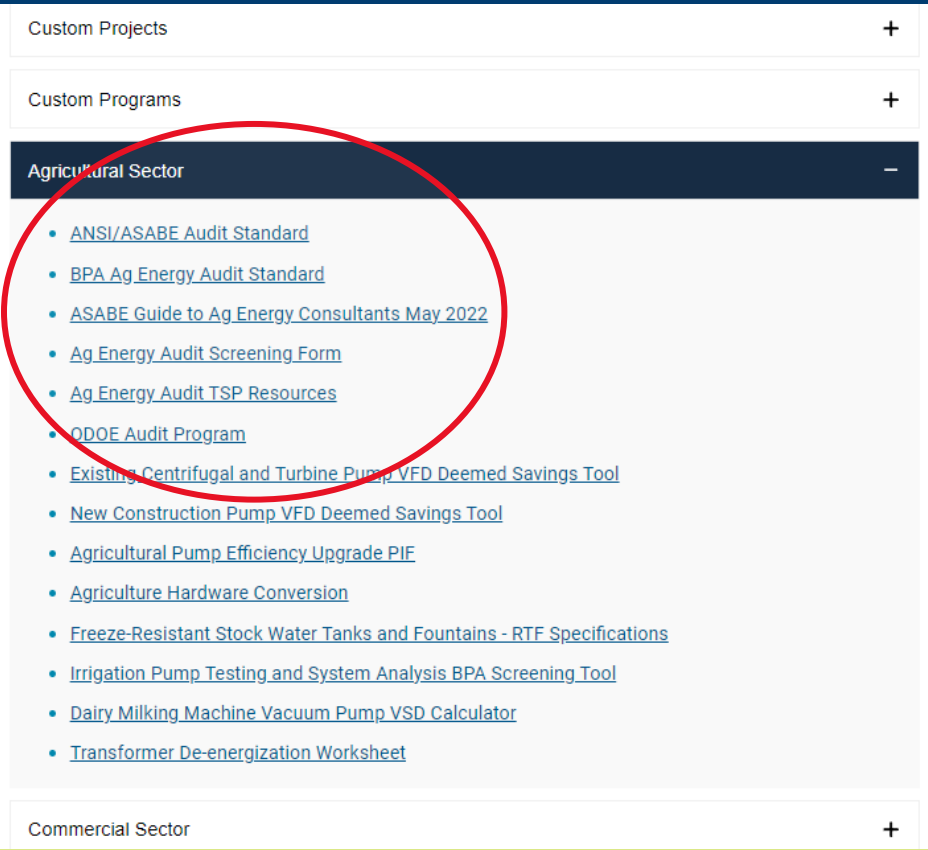

Wanted: Dairy Farm Demonstration Sites



- Large hot water load.
  - The larger the load, the faster the payback.
- Aging sanitation and chiller equipment.
- Agricultural audit to assess feasibility.
- Emerging technology research incentive.

Wanted: Dairy Farm Demonstration Sites



- Looked at two dairies in Eastern WA and Eastern OR
- Focusing on HVD.
- Submetered Chillers
- EcoTope heading the heat recovery analysis and design.

Other Ideas and Concerns

- Pump replacement…what is it?
- CPP to replace 1,000HP VHS motor with new premium efficient motor.
- Potential RTF review of sprinkler hardware

Utility Breakouts

Idaho/Montana; Oregon; Washington





Idaho & Montana



Oregon



Washington

Break

15 minutes



BPA Program Support

Meet your field rep!

Comfort Ready Home
Energy Smart Industrial



Comfort Ready Home

Aaron Lazelle & Scott Mayfield



ComfortReady HOME



Homeowners



Contractors



Utilities

Comfort Ready Home | Field Team

ComfortReady HOME

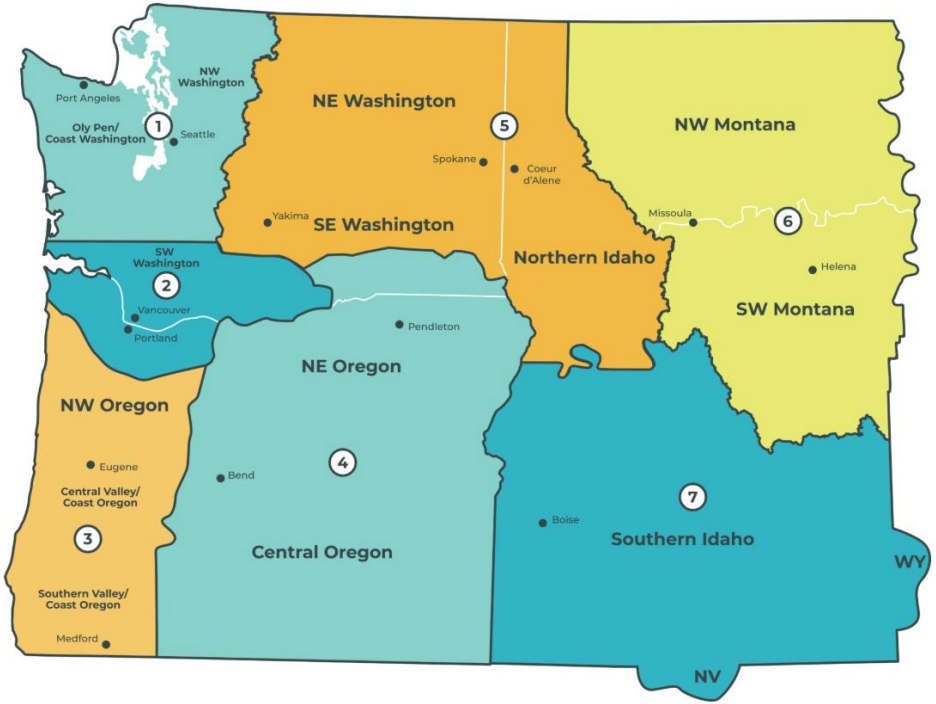



Miesha Yagle
NW Washington
Olympic Peninsula



Nick Phillips
SW Washington
NW Oregon



Mike Stothers
SW Oregon
Northern California



Phil Robinson
Eastern Oregon
SE Washington



Aaron Lazelle
NE Washington
Northern Idaho



Scott Mayfield
Montana



Brian Bennett
Southern Idaho
Nevada

Field Services

What have we been up to?

- Contractor Outreach
- Contractor and Distributor Trainings
- Hands–on Utility and Contractor Staff Training
- Marketing Support
- Member Event Support
- Technical Support for Utilities and Contractors
- Quarterly Utility Webinar
- Quarterly Contractor Webinar, NEW!



Photo Aaron Lazelle, CRH Training at Ferguson

Field Services

Success Stories

- Manufactured Home Dealer Heat Pump Outreach and Video Shoot
- Community Events for City of Ellensburg, Big Bend and City of Cheney
- Clearwater Blower Door and Weatherization Training
- Heat Pump Water Heater Homeowner Trainings for Lincoln Electric, Mission Valley Power, and Missoula Electric Cooperative
- Quarterly Utility Webinars (New Topics?)

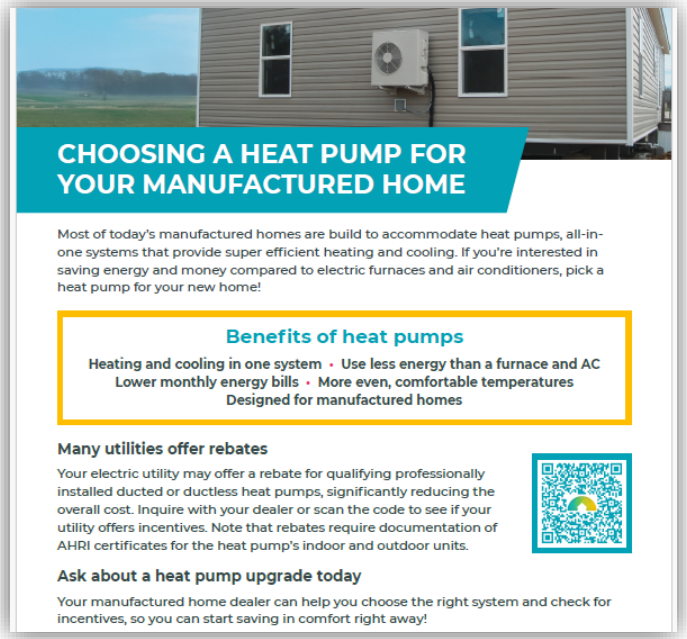

CHOOSING A HEAT PUMP FOR YOUR MANUFACTURED HOME

Most of today's manufactured homes are build to accommodate heat pumps, all-in-one systems that provide super efficient heating and cooling. If you're interested in saving energy and money compared to electric furnaces and air conditioners, pick a heat pump for your new home!

Benefits of heat pumps

Heating and cooling in one system • Use less energy than a furnace and AC
Lower monthly energy bills • More even, comfortable temperatures
Designed for manufactured homes

Many utilities offer rebates

Your electric utility may offer a rebate for qualifying professionally installed ducted or ductless heat pumps, significantly reducing the overall cost. Inquire with your dealer or scan the code to see if your utility offers incentives. Note that rebates require documentation of AHRI certificates for the heat pump's indoor and outdoor units.

Ask about a heat pump upgrade today

Your manufactured home dealer can help you choose the right system and check for incentives, so you can start saving in comfort right away!

On-Site Workshops

ComfortReady HOME

Small group contractor and utility trainings.

- Heat Pump Water Heaters
- Home as a System
- Wall Insulation
- Heat Pump Best Practices
- Duct Sealing Best Practices – NEW!





On Demand Training

ComfortReady HOME



- Insulating Sloped Ceilings
- Attic Insulation
- Floor Insulation

- Cold Climate Heat Pumps
- Manufactured Home Insulation
- Site Built Wall Insulation



Simple and Effective Floor Insulation

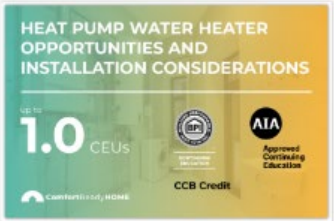

Heat Pump Water Heater Opportunities + Installation Considerations (CRH-EiQ215)



Making the Most of HVAC Opportunities

Training YouTube



Comfort Ready Home

@ComfortReadyHome • 539 subscribers • 40 videos

Comfort Ready Home helps communities become more energy efficient, healthier and m ...more

comfortreadyhome.com

Subscribed

Home Videos Playlists

For You



All About Duct Sealing – Finding and Fixing Leaks

7.2K views • 9 months ago



Mapping Your Home to Optimize Air Sealing

72K views • 2 years ago



Why Turning Your Thermostat Down Might Be Costing You Money

206 views • 3 months ago



Why Do Utilities Offer Rebates for E Conservation?

361 views • 3 months ago

Customized YouTube Videos

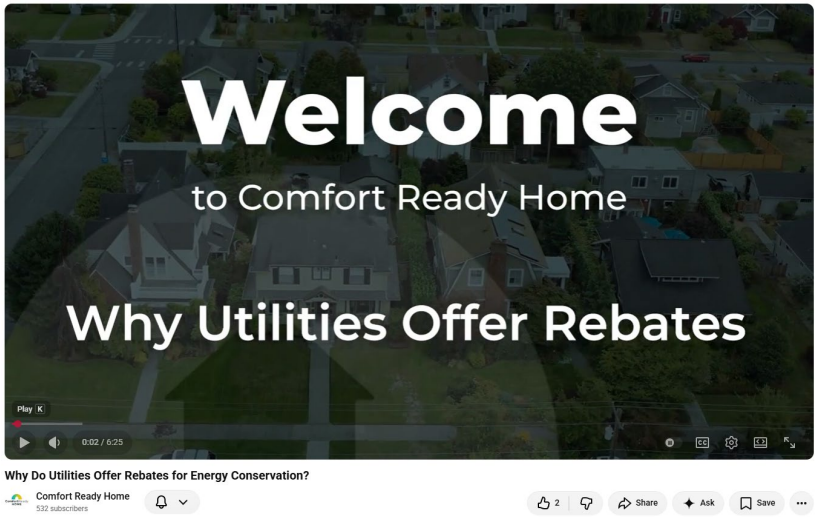



Marketing Toolkit

ComfortReady HOME



Customized Marketing Tools

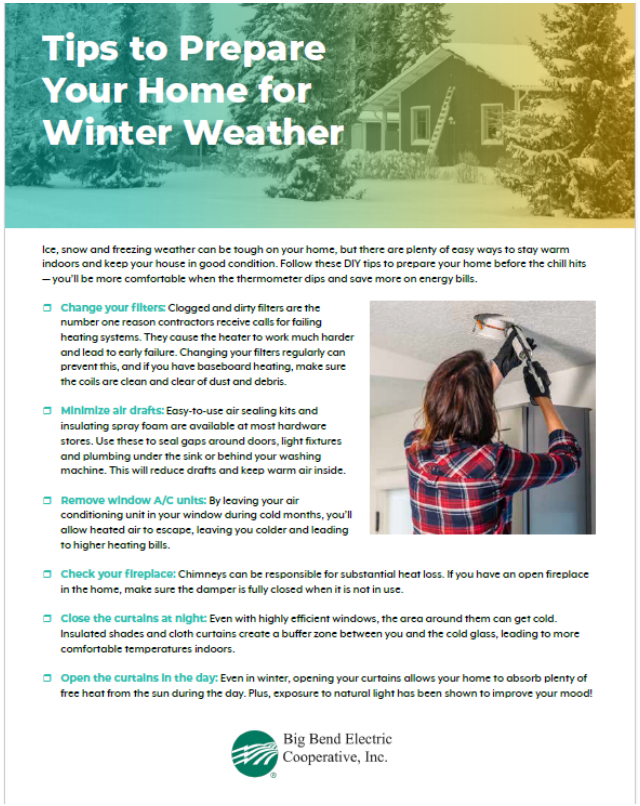

Tips to Prepare Your Home for Winter Weather

Ice, snow and freezing weather can be tough on your home, but there are plenty of easy ways to stay warm indoors and keep your house in good condition. Follow these DIY tips to prepare your home before the chill hits — you'll be more comfortable when the thermometer dips and save more on energy bills.

- **Change your filters:** Clogged and dirty filters are the number one reason contractors receive calls for failing heating systems. They cause the heater to work much harder and lead to early failure. Changing your filters regularly can prevent this, and if you have baseboard heating, make sure the coils are clean and clear of dust and debris.
- **Minimize air drafts:** Easy-to-use air sealing kits and insulating spray foam are available at most hardware stores. Use these to seal gaps around doors, light fixtures and plumbing under the sink or behind your washing machine. This will reduce drafts and keep warm air inside.
- **Remove window A/C units:** By leaving your air conditioning unit in your window during cold months, you'll allow heated air to escape, leaving you colder and leading to higher heating bills.
- **Check your fireplace:** Chimneys can be responsible for substantial heat loss. If you have an open fireplace in the home, make sure the damper is fully closed when it is not in use.
- **Close the curtains at night:** Even with highly efficient windows, the area around them can get cold. Insulated shades and cloth curtains create a buffer zone between you and the cold glass, leading to more comfortable temperatures indoors.
- **Open the curtains in the day:** Even in winter, opening your curtains allows your home to absorb plenty of free heat from the sun during the day. Plus, exposure to natural light has been shown to improve your mood!

Big Bend Electric Cooperative, Inc.



Consejos para preparar su hogar para el invierno

El hielo, la nieve y las temperaturas bajas pueden afectar a su hogar. Existen muchas maneras fáciles para mantener una temperatura cómoda y mantener a su hogar en buena condición. Siga estos consejos para preparar su hogar antes de que llegue el frío: se sentirá mejor cuando la temperatura baje y aumentará los ahorros en sus facturas de energía.

- **Cambie sus filtros:** los filtros de aire sucios son la razón principal por la que los contratistas reciben llamadas de servicio para los sistemas de calefacción. Hacen que el calentador trabaje más, provocando fallas prematuras. Cambiar los filtros con regularidad puede evitar esto y, si tiene calefacción de rodapié, asegúrese de que los serpentines estén limpios y libres de polvo y residuos.
- **Reduzca las corrientes de aire:** los kits de sellado de aire y espuma aislante en aerosol son fáciles de utilizar y están disponible en la gran mayoría de las ferreterías. Úselos para sellar fugas de aire alrededor de puertas, lámparas y tuberías debajo del fregadero o detrás de su lavadora. Esto reducirá las corrientes de aire y mantendrá el aire caliente dentro de su hogar.
- **Desinstale las unidades de aire acondicionado de ventana durante el invierno:** dejar la unidad de aire acondicionado en su ventana durante los meses fríos permite que se escape el aire caliente, haciendo que su hogar se sienta más frío y genere más costos en su factura de energía.
- **Revise su chimenea:** las chimeneas pueden causar una pérdida de aire caliente substancial. Si tiene una chimenea en su hogar, asegúrese de que la compuerta esté completamente cerrada cuando no esté en uso.
- **Cierre las cortinas durante la noche:** aunque sean muy eficientes, el área alrededor de las ventanas puede enfriarse. Las persianas aisladas y las cortinas de tela crean una zona intermedia entre usted y el vidrio frío, ayudando a generar temperaturas más agradables para su hogar.
- **Abra las cortinas durante el día:** incluso durante el invierno, abrir las cortinas permite que su hogar absorba el calor que genera el sol durante el día. Además, se ha demostrado que la exposición a la luz natural mejora el estado de ánimo.



Big Bend Electric Cooperative, Inc.

Homeowner Education

ComfortReady HOME

Home Comfort Upgrades

Energy-efficiency upgrades can make your home more comfortable while lowering your monthly utility bills. There are options for every home and budget, from simple projects to comprehensive whole-home solutions.

Check out some of the most effective energy-efficiency upgrades below, then visit ComfortReadyHome.com/Homeowners to learn more, find contractors near you and connect with your utility for incentives.



1 **AIR SEALING** blocks uncontrolled air flow into and out of your home, leaving you with a quieter, healthier,

5 **SMART THERMOSTATS** are an easy, affordable and convenient way to control your heating and cooling

Many upgrades pair well and complement each other.

When investing in your home's energy efficiency, it's worth considering which upgrades work well together to maximize comfort while delivering the best value. Ask your contractor about combing different upgrades and check with your utility for available incentives.



AIR SEALING

Pairs well with: Insulation; Duct sealing; Air source heat pumps; Ductless heat pumps; Windows and doors; Ventilation

Good for: Indoor Air Quality; Utility Bills; Comfort; Environmental Footprint; Noise Reduction



DUCT SEALING

Pairs well with: Air sealing; Air source heat pumps

Good for: Indoor Air Quality; Utility Bills; Comfort; Environmental Footprint; Noise Reduction



INSULATION

Pairs well with: Air sealing; Ventilation; Ductless heat pumps; Air source heat pumps; Windows and doors

Good for: Indoor Air Quality; Utility Bills; Comfort; Environmental Footprint; Noise Reduction



HEAT PUMPS

Pairs well with: Air sealing; Insulation; Duct sealing; Smart thermostats

Good for: Utility Bills; Comfort; Environmental Footprint







Thank You!

Aaron Lazelle

Energy Specialist

Aaron.lazelle@evergreen-efficiency.com

(509) 707-8778

ComfortReady HOME



Energy Smart Industrial

Jimmy Sauter & Victoria Landwehr



Turning Heat into Savings: Heat Pump Block Heaters Inland Power | Dish Network

Project: Installed **heat pump block heaters on three large backup generators** at the Dish Network facility.

Why it's interesting: Heat pump block heater technology is a **new and innovative approach** that is beginning to roll out across the Northwest. The technology was **developed and manufactured right here in Spokane, WA by Hotstart**.

Takeaway: A great example of how emerging technologies can create **new energy-efficiency opportunities for traditionally difficult-to-address equipment.**



Finding Savings in the Water System: Leak Abatement Pend Oreille PUD | Utility Pumping Stations



- **Project:** Water leak abatement at **multiple utility-operated pumping stations**.
- **Why it's interesting:** Leak abatement is a great example of a **BPA project offering that helps utilities turn identified maintenance needs into energy-savings projects**.
- Every utility has facilities that **pump, move, or pressurize water** — making this an opportunity that can be found in virtually every service territory.
- **Takeaway:** When conducting pumping-system audits, **look beyond the pump and motor.** Fixing leaks can reduce wasted energy while also addressing an existing maintenance issue.



Strategic Energy Management: Four Years of Progress Flathead Electric | Weyerhaeuser Kalispell & Weyerhaeuser MDF

FLATHEAD ELECTRIC CO-OP

2022–2026 Strategic Energy Management

- In 2022, Weyerhaeuser established a corporate goal of **10% energy savings by 2030** for its sites.
- After four years of Strategic Energy Management:
  - **Weyerhaeuser MDF: 5% savings** — halfway to the 2030 goal
  - **Weyerhaeuser Kalispell: 10% savings — goal achieved four years early**

- "*This has been a huge team effort... it takes our teams being involved and engaged in challenging the norms to move the needle on this.*"
- **— Nick Sparagna, Weyerhaeuser MDF Energy Project Manager**

- **Takeaway:** Strategic Energy Management works best when **energy becomes a team effort — production, maintenance, engineering and management all engaged in finding savings.**





Simple Measures. Big Opportunity

- Two streamlined measures are generating significant interest across the region:

- **Pump VFDs**
  - **Up to and including 100 HP: $180/HP incentive**
  - A straightforward offering that has resulted in a **large volume of completed projects** across utility territories.
  - **Coming in FY2027:** BPA is rolling out a **similar streamlined measure for fans** — watch for the upcoming Implementation Manual updates.

- **Heat Pump Water Heaters**
  - A residential-style technology finding a surprising home in **industrial facilities**.
  - **$1,600–$1,800 incentives** can often cover **most or all of the equipment cost**, making these an attractive opportunity for industrial customers.
- **Takeaway:** Don't overlook the **simple, repeatable measures**. They can be some of the easiest projects for utilities to identify and implement at scale.





Municipal Water & Waste Water Wins

- City of Oroville
  - New Well Pump VFD
    - 36,246 kWh/year busbar savings
    - $7,200 incentive
- City of Omak
  - New Well Pump VFD
    - 27,096 kWh/year busbar savings
    - $5,400 incentive



Town of Twisp New WWTP

- Complete plant redesign
  - New Equalizer Basins
  - New Blower VFDs
  - New UV system
  - New SCADA Controls
- Estimating +100,000 kWh/year of savings
- Large potential incentive for rural town



Wrap Up!

EFX
Surveys



Efficiency Exchange 2027

Save the date for EFX27 in Wenatchee, WA, May 18–19, 2027



Adjourn – Safe Travels

THANK YOU!

