

Welcome to Day One!

Hosted by Tillamook PUD at Pelican Pub Pacific City

33180 Cape Kiwanda Dr,

Pacific City, OR 97135

Welcome and Introductions

- Tillamook PUD
- Bonneville Power Administration
- And our attendees, please share:
  - Name and Utility/Organization
  - Role in EE and how long you've been working in energy conservation

Housekeeping

- Thank you, Ryan Perry and Jeannie Ellerbroek, at Tillamook PUD
- Surveys



TILLAMOOK PEOPLE'S UTILITY DISTRICT

Our Story

- First PUD in Oregon-1933
- First year providing service-1946
- 22,850 customers
- 1125 square miles
- Three Counties
- 96 Employees
- Excellent Customer Rating



MISSION

Tillamook People's Utility District

Mission

Through collaboration and operational excellence, Tillamook PUD provides safe, reliable, sustainable, and competitively priced power to our customers.



VISION

Tillamook People's Utility District

Vision

Tillamook PUD provides high value to our customers, staff, and community, performing now and preparing for the future. We balance community, economic, and environmental commitments.



HISTORICAL EE SNAPSHOT

Tillamook People's Utility District

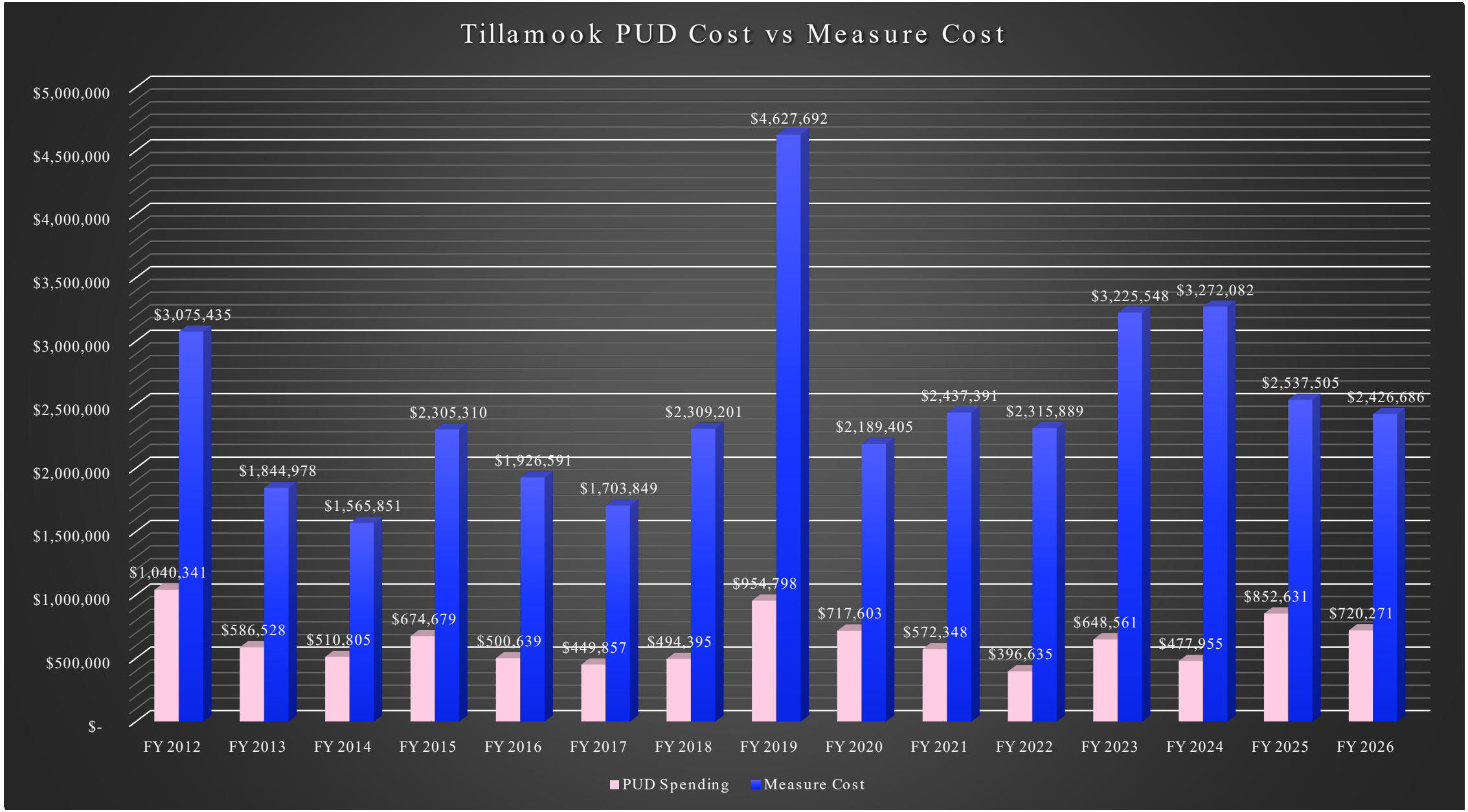
Tillamook PUD Cost vs Measure Cost
$5,000,000
$4,500,000
$4,000,000
$3,500,000
$3,000,000
$2,500,000
$2,000,000
$1,500,000
$1,000,000
$500,000
$-
$1,040,341
$3,075,435
$586,528
$1,844,978
$510,805
$1,565,851
$674,679
$2,305,310
$500,639
$1,926,591
$449,857
$1,703,849
$494,395
$2,309,201
$954,798
$4,627,692
$717,603
$2,189,405
$572,348
$2,437,391
$396,635
$2,315,889
$648,561
$3,225,548
$477,955
$3,272,082
$852,631
$2,537,505
$720,271
$2,426,686
FY 2012
FY 2013
FY 2014
FY 2015
FY 2016
FY 2017
FY 2018
FY 2019
FY 2020
FY 2021
FY 2022
FY 2023
FY 2024
FY 2025
FY 2026
PUD Spending
Measure Cost

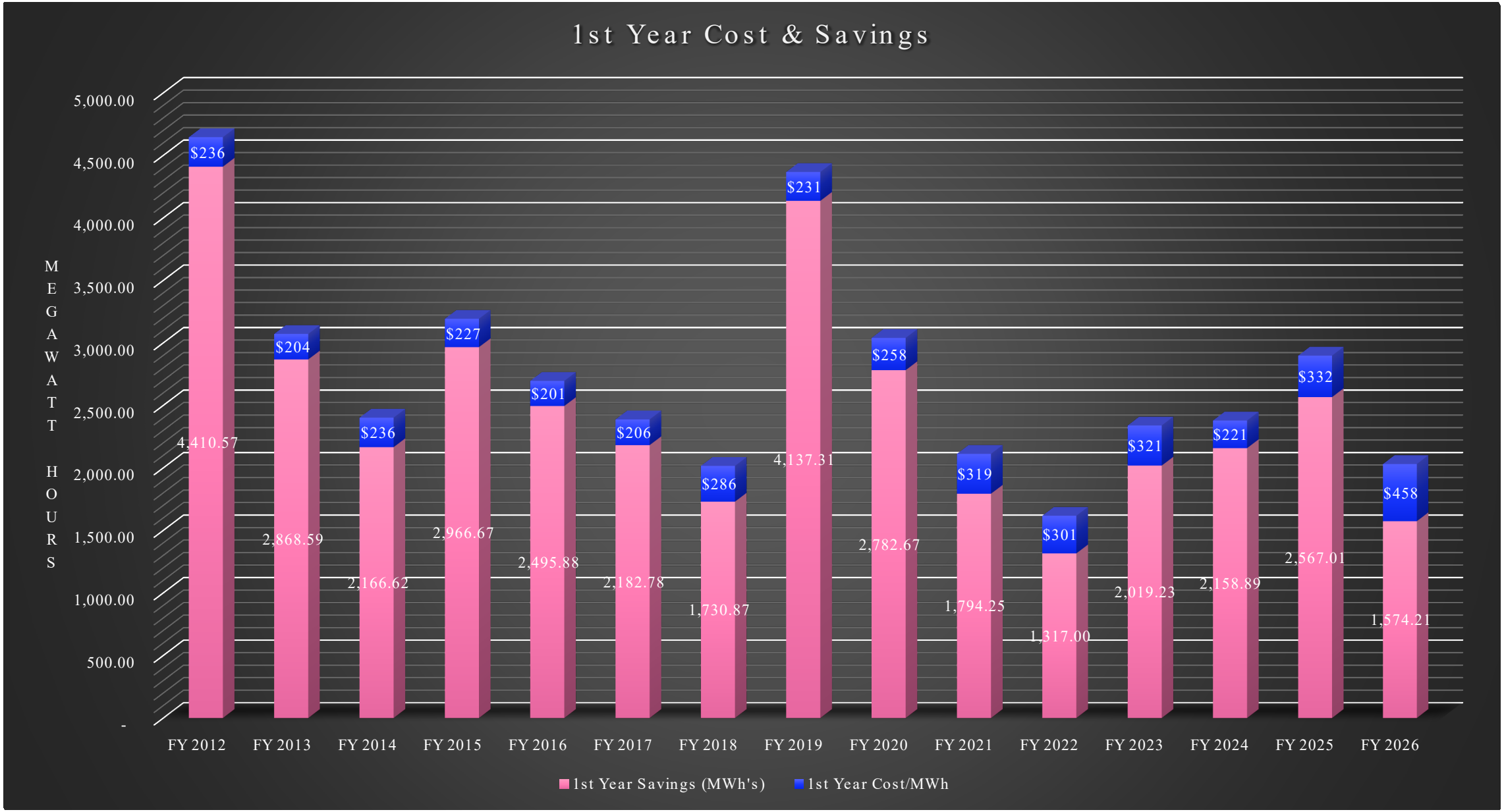
1st Year Cost & Savings
MEGAWATT HOURS
5,000.00
4,500.00
4,000.00
3,500.00
3,000.00
2,500.00
2,000.00
1,500.00
1,000.00
500.00
-
$236
4,410.57
$204
2,868.59
$236
2,166.62
$227
2,966.67
$201
2,495.88
$206
2,182.78
$286
1,730.87
$231
4,137.31
$258
2,782.67
$319
1,794.25
$301
1,317.00
$321
2,019.23
$221
2,158.89
$332
2,567.01
$458
1,574.21
FY 2012
FY 2013
FY 2014
FY 2015
FY 2016
FY 2017
FY 2018
FY 2019
FY 2020
FY 2021
FY 2022
FY 2023
FY 2024
FY 2025
FY 2026
1st Year Savings (MWh's)
1st Year Cost/MWh

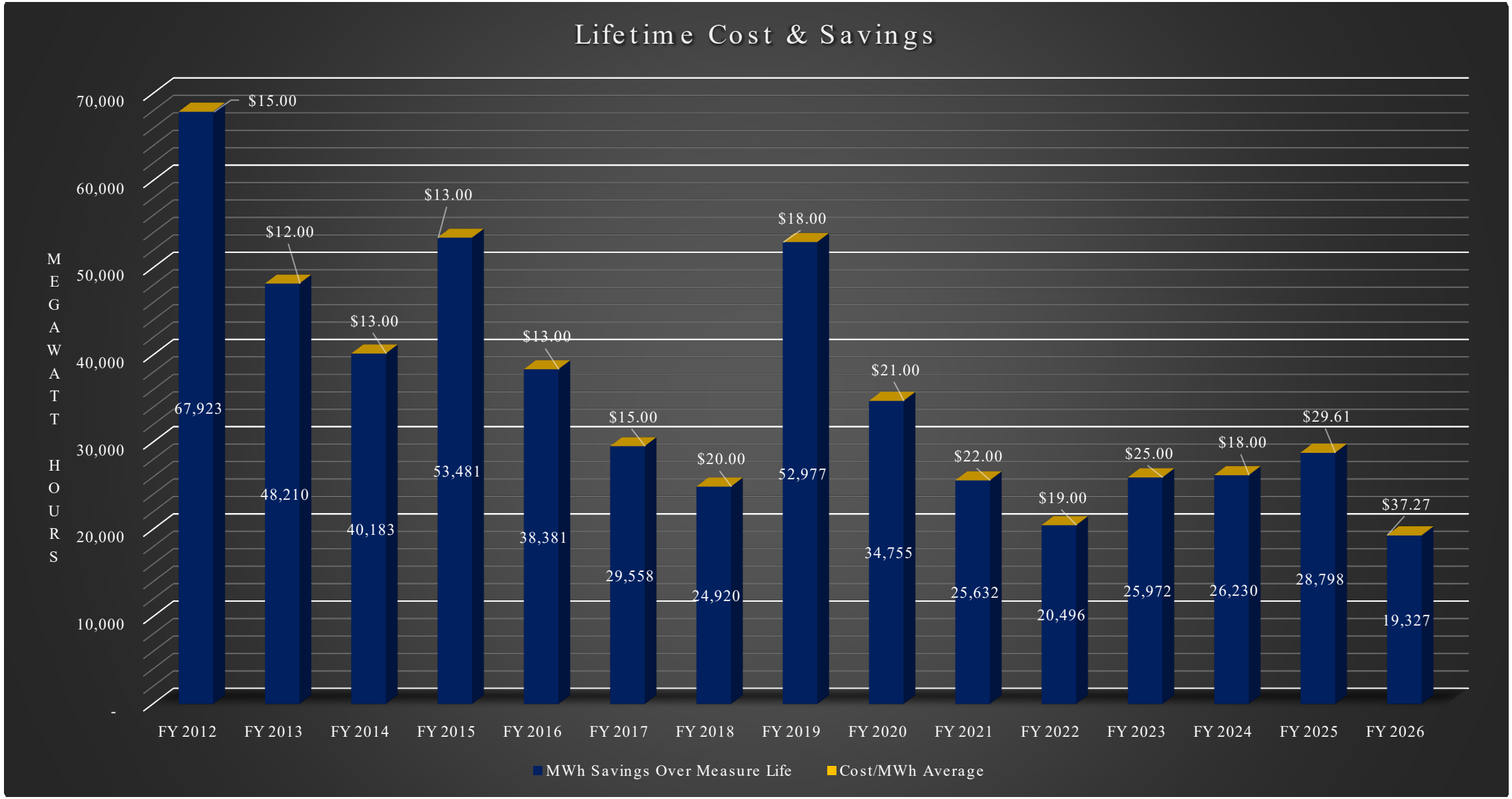
Lifetime Cost & Savings
MEGAWATT HOURS
70,000
60,000
50,000
40,000
30,000
20,000
10,000
-
$15.00
$12.00
$13.00
$13.00
$13.00
$15.00
$20.00
$18.00
$21.00
$22.00
$19.00
$25.00
$18.00
$29.61
$37.27
67,923
48,210
40,183
53,481
38,381
29,558
24,920
52,977
34,755
25,632
20,496
25,972
26,230
28,798
19,327
FY 2012
FY 2013
FY 2014
FY 2015
FY 2016
FY 2017
FY 2018
FY 2019
FY 2020
FY 2021
FY 2022
FY 2023
FY 2024
FY 2025
FY 2026
MWh Savings Over Measure Life
Cost/MWh Average

EE Summary

- PUD Spending $9,598,047
- Measure Cost $37,763,414
- Total $47,361,460
- 1st Year Savings – 37,172,557kWh
- Measure Life Savings - 536,842,633kWh
- Cost of $19.39/MWh











THANK YOU

Ryan Perry
Key Accounts & Energy Service Manager
Tillamook People's Utility District

The State of BPA Energy Conservation

Dan James

Energy Conservation Vice President



State of the Organization – Leadership Updates

- Agency Level
  - Welcome to new Administrator, Travis Kavulla
- Conservation Department Management
  - Melissa Podeszwa: Manager, Program Marketing
  - Jonathan Belmont: Manager, Internal Operations
- Guiding Focus: Core mission remains consistent; dedicated internal and regional support for all customers.

Northwest Power and Conservation Council – 9th Power Plan

- Proposed Council Change:
  - Bifurcated targets: ID/MT vs. OR/WA
- BPA's Concerns:
  - Would eliminate key measures in ID and MT while raising targets across all four states
  - Conflicts with BPA's principle of providing an equitable, consistent portfolio to all customers
  - Adds multi-million dollar administrative complexity with limited incremental value
- Next Steps & Call to Action:
  - Dedicated state-by-state customer workshops to follow
  - Customers strongly encouraged to engage and submit formal public comments

The 9th Northwest Regional Power Plan

BPA Resource Program & Operational Action Plan

- Operational Action Plan:
  - Uses the Council's Plan as a baseline, filtered through implementation practicality and customer need
  - Historical alignment at the high level, with flexibility at the program/measure level
- BPA Resource Program Study:
  - Internal resourcing assessment reflecting BPA-specific system needs
  - Study completion targeted for the end of next year (2027)
  - Collaborative course corrections will be made if needed

Conservation Post-2028 (Contract Renewal)

- Upcoming Contract Alignment:
  - Transition to the post-2028 Long-Term Power Sales Agreement requires revising and renewing Energy Conservation Agreements (ECAs)
- Overall Direction:
  - **Status Quo Foundation:** The core structure of the conservation program will remain steady
  - **Continuous Improvement:** Internal workgroups are reviewing incremental enhancements
  - **Customer Engagement:** Workgroup concepts will be shared for customer input as they mature

Tentative Energy Conservation Post-2028 Timeline

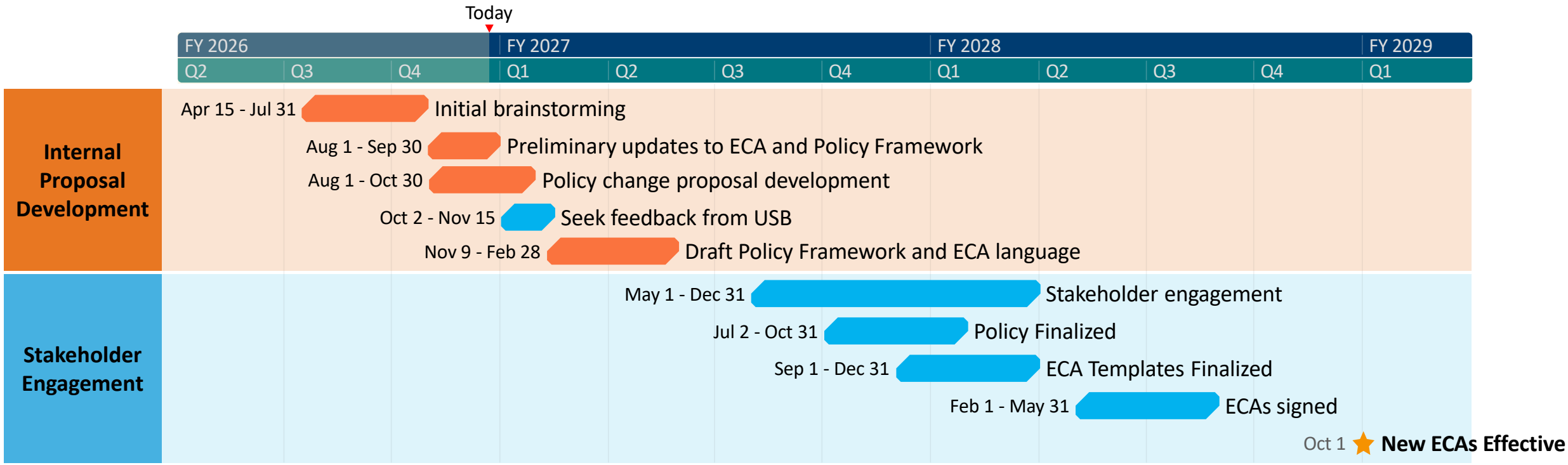

Predecisional. For discussion purposes only.

Conclusion & Discussion

- Key Takeaway: Ongoing commitment to delivering a valuable, reliable resource for the region
- Open Discussion/Q&A:
  - Questions and general program feedback

Residential Sector



Residential Agenda

- Comfort Ready Home Contract
- Customer Analytics and Engagement Platform (CAEP) Pilot
- Heat Pump Water Heaters in Rural Areas

Comfort Ready Home Contract

Melissa Podeszwa

BPA Energy Conservation Marketing Manager



Comfort Ready Home

- Old Comfort Ready Home Contract
  - Ended May 31, 2026.
  - Overall Program Goals.
    - Increase regional engagement.
    - Develop resources.
    - Increase regional satisfaction with residential measures.
  - These goals carry over to new contract.



Comfort Ready Home

- Accomplishments in 2025 and 2026
  - 11 in person workshops completed.
  - 464,000 YouTube views.
  - Duct sealing training resources developed and implemented.
  - 61 participating contractors added for 575 total.

Comfort Ready Home

- New Comfort Ready Home Contract
  - Started June 1, 2026
  - Upcoming focus areas
    - Spanish versions of most popular trainings and resources.
    - Resources to increase installation quality and/or DIY.
    - Increase capacity for home energy assessments, including self-assessment.

Questions?

Thank you ☺

Behavioral Program: Customer Analytics and Engagement Platform (CAEP) Pilot

Kyla Kelsay

Public Utilities Specialist



What is Behavior-Based Energy Conservation?

Programs that focus on energy savings resulting from changes in individual or organizational behavior and decision-making.

- Home Energy Reports (HERs) are the most common behavior-based program.
- HERs are the only behavior-based UES measure.



What Are Behavioral Home Energy Reports?

Mail or email communications that provide households with personalized energy usage insights:

- Tips and strategies to lower bills.
- Seasonal energy consumption reports.
- Consumption comparisons to similar households.



How Do HERs Generate Savings?

- Influences behavior of end-use customers and educates on energy conserving methods.
- Typically result in about 1% energy savings per household with sustained savings over time.
- Randomized control group (RCT) treatment.
  - Experimental design means large customer base is needed and not everyone receives the reports.

What Are Benefits of HERs?



Easy To Implement & Scale



Low-cost Implementation



Valuable Customer Engagement Tool



Bridge To Relevant Program Offerings



Help End-Users Save Money

What are limitations of HERs?

Experimental design excludes some end-users

- RCT requires a control group

Barrier to entry for smaller utilities

- Priced out due to cost/end-user model
- RCT design requires a large customer base

Refresher on BPA Open Q

Avenue for leveraging customer pilot efforts to acquire and evaluate savings for potential future regional offerings

- Lower up-front barriers
- Provide technical support
- Provide validation support

How does Open Q Work?

- Utility submits proposal to BPA.
- BPA provides feedback and additional support.
- If approved, utility runs program.
- BPA pays out incentive upon program completion and prior to evaluation.

What is the CAEP Pilot?

Distribution of **e-mailed** energy use reports to **all eligible end-use residential customers.**

- Emails on personalized home energy usage insights.
  - Tips and strategies to lower bills.
  - Seasonal energy consumption reports.
  - Consumption comparisons to similar households.

*Information can also populate analytics platform accessible to utilities


123 TEST AVE
Hello Jerry,
Summer is just around the corner, and we would like to help you save on your cooling costs!
Get ready for the upcoming season
We'd like to help you save on your cooling costs.
Email

123 TEST AVE

Hello, **Sumanth!**

Here are your latest energy insights!

1 Apr 2022 - 30 Apr 2022

Your Bill Summary

Total Amount

$310.01

↓ **$167**

-35% vs. previous period



Your Energy Use By Appliance

Always On	$131
Heating	$44
Entertainment	$28
Cooking	$20
Laundry	$12
Refrigeration	$12
Lighting	$5
Other	$58

EXPLORE USAGE

Buy a smart thermostat

"Learning" models can adjust the temperature automatically based on your household's activity.



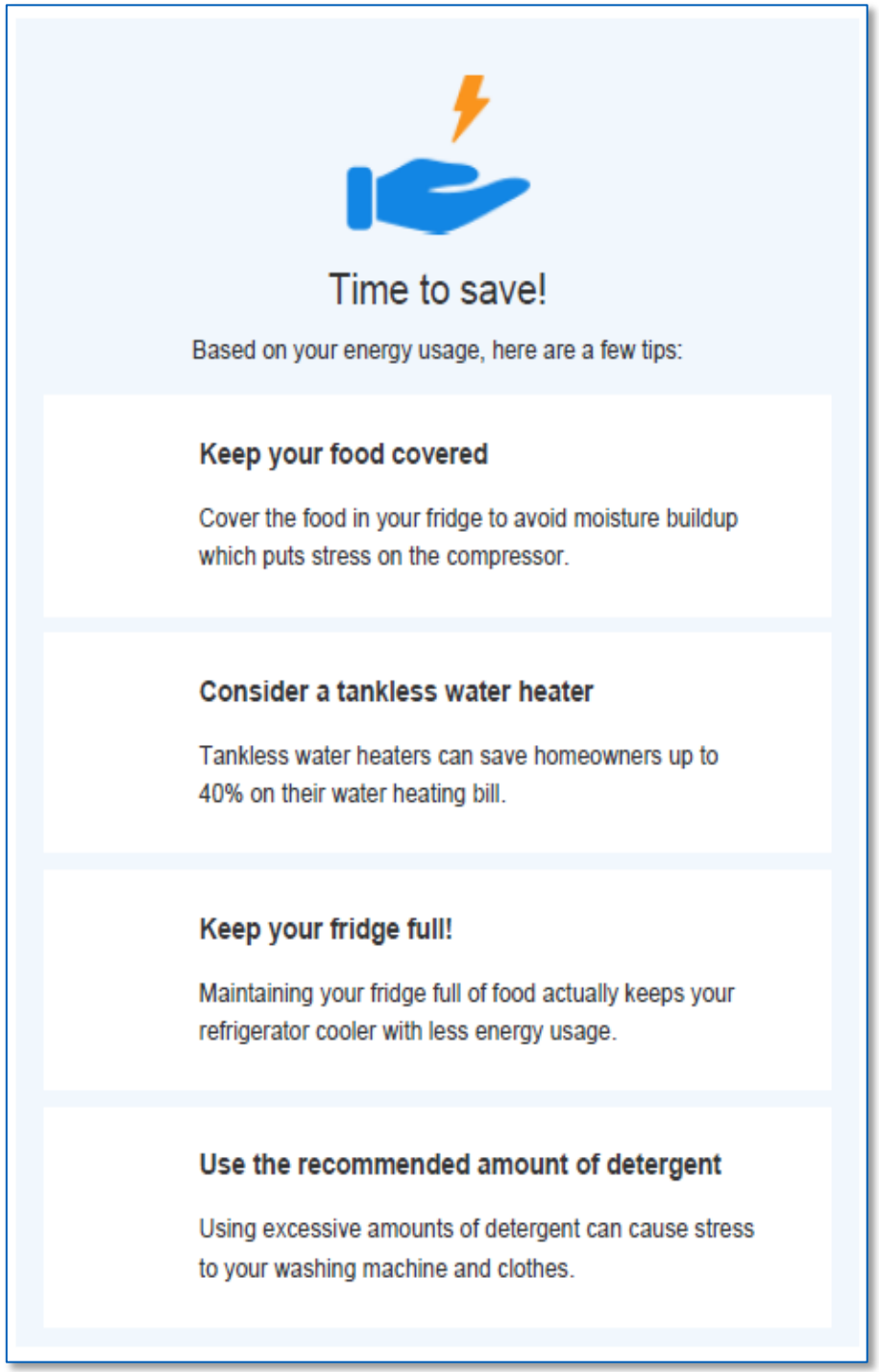

Time to save!

Based on your energy usage, here are a few tips:

Keep your food covered

Cover the food in your fridge to avoid moisture buildup which puts stress on the compressor.

Consider a tankless water heater

Tankless water heaters can save homeowners up to 40% on their water heating bill.

Keep your fridge full!

Maintaining your fridge full of food actually keeps your refrigerator cooler with less energy usage.

Use the recommended amount of detergent

Using excessive amounts of detergent can cause stress to your washing machine and clothes.



Hello, **Jerry!**

You spent $70 more on energy than similar efficient homes.

With a few tips, you can get to GREAT in no time!

How do you compare?

12/05/22 - 12/06/22

Efficient	$68	GREAT
Average	$68	GOOD
You	$138	FAIR

Efficient homes are the top 30% in this group that use the least energy. Energy charges are rounded and don't include fixed charges, concessions, rebates, or credits, and therefore may be different than your total bill amount.

Who am I being compared to?

Number of similar homes	89
Nearby postcode	63367
Home heating type	Unknown

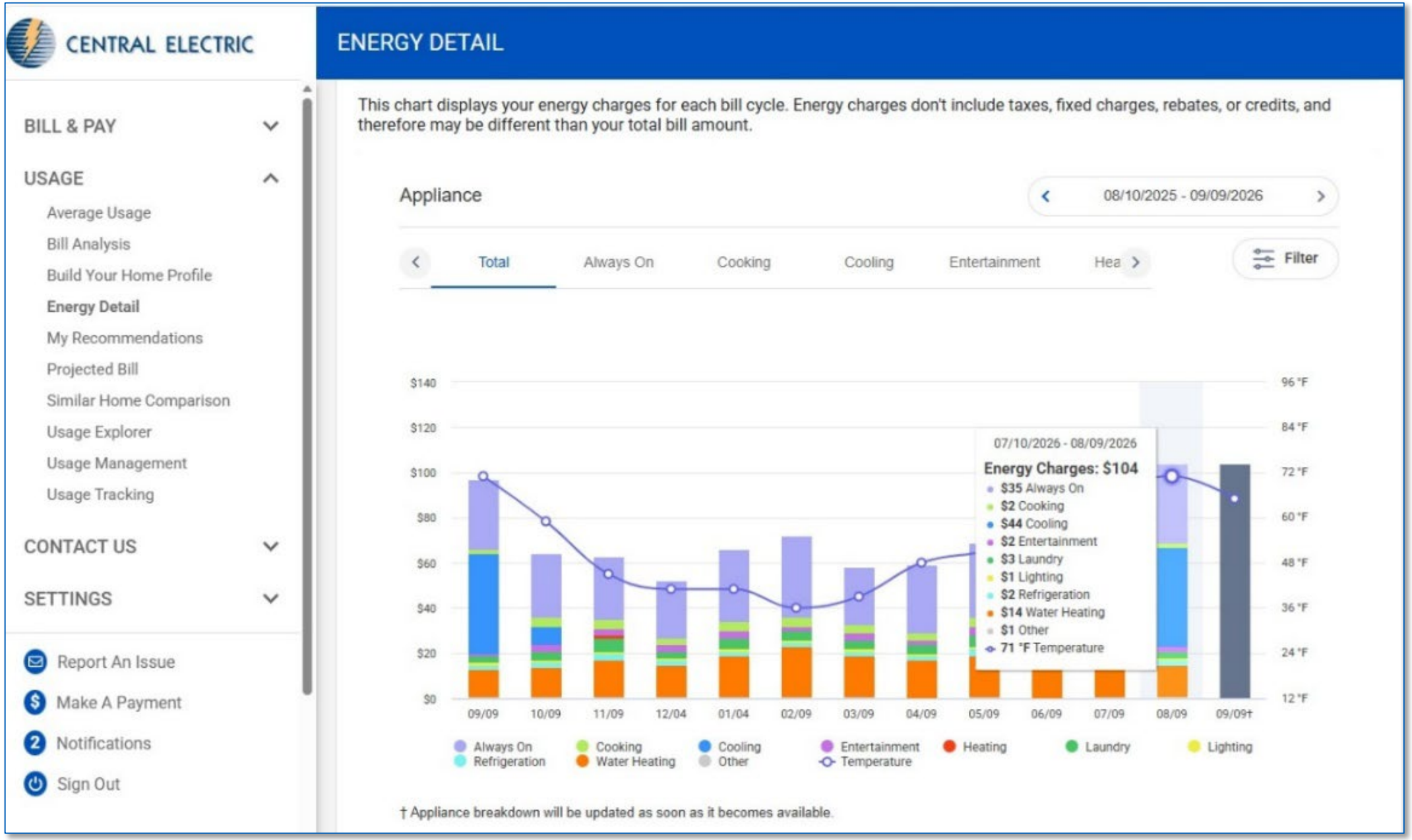
CENTRAL ELECTRIC
ENERGY DETAIL
BILL & PAY
USAGE
Average Usage
Bill Analysis
Build Your Home Profile
Energy Detail
My Recommendations
Projected Bill
Similar Home Comparison
Usage Explorer
Usage Management
Usage Tracking
CONTACT US
SETTINGS
Report An Issue
Make A Payment
Notifications
Sign Out
This chart displays your energy charges for each bill cycle. Energy charges don't include taxes, fixed charges, rebates, or credits, and therefore may be different than your total bill amount.
Appliance
08/10/2025 - 09/09/2026
Total
Always On
Cooking
Cooling
Entertainment
Hea
Filter
$140
$120
$100
$80
$60
$40
$20
$0
96 °F
84 °F
72 °F
60 °F
48 °F
36 °F
24 °F
12 °F
07/10/2026 - 08/09/2026
Energy Charges: $104
$35 Always On
$2 Cooking
$44 Cooling
$2 Entertainment
$3 Laundry
$1 Lighting
$2 Refrigeration
$14 Water Heating
$1 Other
71 °F Temperature
09/09
10/09
11/09
12/04
01/04
02/09
03/09
04/09
05/09
06/09
07/09
08/09
09/09†
Always On
Refrigeration
Cooking
Water Heating
Cooling
Other
Entertainment
Temperature
Heating
Laundry
Lighting
† Appliance breakdown will be updated as soon as it becomes available.

Key Differences

Home Energy Reports	CAEP Pilot
Distributed via mail or email	Distributed to all eligible end-use customers with email
Utilizes control group for randomized control trial (RCT)	Does not utilize control group or randomized control trial (RCT)
Implementers have minimum end-user population requirements	Opportunities to work with smaller end-user populations

Value

End-use customers

- Enhanced insights into monthly electric bills
- Personalized, actionable tips and strategies on how to reduce energy consumption and save $$
- Information about additional rebate programs
- Brand new offering

Utilities

- Easily scalable to **all** residential customers with email
- Low cost (at scale)
- Bridge to additional, complementary residential program offerings
- Customer engagement and opportunity to add back-end analytics

Costs and Savings

- Anticipate first year set-up fee, followed by ongoing subscription costs
- 100 kWh/year deemed savings per household
- EEI Custom Program Payments: IM page 17
- Performance Payments: IM page 6

5.1 Custom Programs Payment Rate

The total BPA will pay for an Evaluated Custom Program, or project within an M&V Custom Program, is equal to the lesser of (1) the BPA payment rate ($/kWh), or (2) 70 percent of the documented project cost.

The applicable BPA payment rate ($/kWh) is the rate in place at the time of Evaluated Custom
the start date for a project within an approved M&V Custom Program. BPA calculates payment
Custom Projects Payment Table located in section 4.1 and shown below.

5.1 Custom Programs Payment Rate Table

Project Type	Measure Life (Years)	Sector*	Pa
Nonresidential Lighting	All	Agricultural Commercial Industrial	
New or Retrofit Construction (Excluding Nonresidential Lighting)	1	All	
	2-3	Agricultural Commercial Industrial Residential	$0.06
	4-19	Agricultural Commercial Industrial Residential Utility Distribution	
		Whole Building New Construction** Commercial Industrial	
	20+	Agricultural Commercial Industrial Residential Utility Distribution	
New Construction	45+	Residential	
Income Qualified Retrofit	All	Residential	

Savings must be reported separately for each sector.
***The Whole Building New Construction payment rate must include more than a single measure, otherwis*
payment rate is $0.33 per kWh. Eligible costs include measure costs (incremental measure costs, operati
costs) and program costs (implementation, evaluation, and M&V).

Customers may request less than what BPA is willing to pay and will receive partial self funding
section 2.2 Funding Sources and Savings Allocation.

Customers may request to report lower savings than determined by the Evaluation Report or M&

5.2 Custom Programs Requirements

Both Option 1 and Option 2 customers are eligible for Custom Programs, and both must meet th
and follow the same process with BPA. Option 2 customers must use the custom program pat
Protocols for Option 2 Custom Projects are insufficient to provide direction (e.g., when an impac
to estimate savings).

5.1 Custom Programs Payment Rate

The total BPA will pay for an Evaluated Custom Program, or project within an M&V Custom Program, is equal to the lesser of (1) the BPA payment rate ($/kWh), or (2) 70 percent of the documented project cost.

5.1 Custom Programs Payment Rate Table

Project Type	Measure Life (Years)	Sector*	Payment Rate ($/kWh)
Nonresidential Lighting	All	Agricultural Commercial Industrial	$0.25
New or Retrofit Construction (Excluding Nonresidential Lighting)	1	All	$0.025
	2-3	Agricultural Commercial Industrial Residential	$0.06
	4-19	Agricultural Commercial Industrial Residential Utility Distribution	$0.33

Performance payment rates and maximum limits depend on the customer's classification as small, rural, residential (SRR), or none of these (non-SRR), as defined in the table below.[7] If the customer or BPA makes a classification or calculation mistake, the SRR status change becomes effective immediately upon discovery of the mistake. When a mistake is discovered, corrections to invoices for over- or under-payments will address the full period of time impacted but will not exceed the statute of limitations (i.e., six years). Availability of historical invoice details may be limited due to accessibility within the reporting system of record.

SRR Status	Definitions	Payment Rate $/kWh	Total Maximum Performance Payment Earned as a % of EEI Budget
Small	The customer's total retail load is less than 10 aMW.	$0.08	30%
Rural	The customer has fewer than 12 customers per line mile according to the Low-Density Discount calculations.		
Residential	The customer's load is greater than 66% residential according to U.S. Energy Information Administration data.		
Non-SRR	The customer is not small, rural, or residential.		

Customers earn performance payments from BPA-approved, EEI-fund
Performance payments for Strategic Energy Management (SEM) efforts
(i.e., incremental savings) and shall not be based on SEM Verified Savings
to be earned on self-funded activities (i.e., energy savings for which the cu
BPA).

A customer can submit invoices for earned performance payments
designated performance payment budget and the total amount invoiced
the customer's overall performance payment limit. Customers are not re
earned performance payments when submitting a performance payme
payments must be claimed prior to the end of the rate period in which t
claim performance payments up to the aggregate of each pool participan

BPA may restrict the performance payment that can be claimed on the
among customers (e.g., via an Implementation Budget Transfer). An incre
will result in a corresponding increase or decrease in their performanc
enough of its EEI budget so that its calculated performance payment bud
not be required to repay prior payments. BPA will not allow additional perf
of the rate period unless the customer receives additional EEI funds.

SRR Status	Definitions	Payment Rate $/kWh	Total Maximum Performance Payment Earned as a % of EEI Budget
Small	The customer's total retail load is less than 10 aMW.	$0.08	30%
Rural	The customer has fewer than 12 customers per line mile according to the Low-Density Discount calculations.	$0.08	30%
Residential	The customer's load is greater than 66% residential according to U.S. Energy Information Administration data.	$0.08	30%
Non-SRR	The customer is not small, rural, or residential.	$0.04	20%

7 BPA notifies customers of their rate period classification in the EEI allocation letter.
8 This restriction reduces the risk that BPA overpays because performance payments are paid on a $/kWh basis, independent of payment amount (i.e., a customer could use all of its performance payment, receiving little EEI payment, and then transfer its remaining implementation budget to another customer that similarly uses all of the performance payment).

CEC Early Findings Show Participant Savings

CEC estimated savings are between **120-136 kWh/year** and statistically significant

This is about **0.7% of annual usage** among participants



***Early findings from analysis of CEC's end-users—findings subject to change across utilities**

CEC Participants Open and Read the Reports

So far, a large portion of participants recall opening and reading the reports.





Many respondents identify taking steps to change energy usage *after* reading the reports.

***Self reported responses from early survey findings; full survey launched 9/15.**

What We Need From You – Evergreen is Here to Help!

EVERGREEN ECONOMICS

What we typically request:

- ❑ Hourly AMI Usage Data
- ❑ Monthly Billing Data
- ❑ Customer Contact Information for End-User Survey
- ❑ Program Data

** Please reach out to BPA prior to pulling AMI Usage Data*

Open Q Documentation

1

Submit Open Q Proposal

2

Participate for at least **one year** for evaluation

3

Submit Open Q Completion Report



Completion Report Documentation

- Official documentation of how many end-users participated (official letterhead is sufficient)
- Confirmation that end-users are receiving e-mail reports
- Information on cadence of e-mails being sent (quarterly at minimum)
- Expense summary
- Open Q Completion Report

How to Participate

- Fast-track option: IT or billing firm offering consumer/analytics package.
  - Ex: National Information Solutions Cooperative (NISC) offers a Bidgely-supported “Consumer Analytics” package.
- Other implementers may offer similar packages.
- Please **reach out to your** ECAE if you identify a **firm offering a comparable product.**

Resources & Support

- Introductory Flyer.
- 9/22 Behavioral Program Webinar posted online.
- Open Q documents and webinar.
- Follow-up meetings with BPA and Evergreen.



BONNEVILLE POWER ADMINISTRATION

CUSTOMER ANALYTICS & ENGAGEMENT PLATFORM PILOT

Overview

Is your utility seeking to engage more customers in your Residential Program? If you communicate energy-saving tips with your customers (or would like to in the future), you may be eligible for savings!

The BPA Customer Analytics and Engagement Platform (CAEP) Pilot generates energy savings by equipping end-use customers with personalized insights about their home usage, how they compare to their neighbors, and strategies on adjusting behavior to save energy. Utilities will be equipped with valuable engagement tools and the option to add back-end analytics.

Value for End-Use Customer

- Personalized, actionable tips and strategies on how to reduce energy consumption and save money on bills.
- Enhanced insights into monthly electric bills.
- Information about additional utility rebate programs.
- Brand new offering for many residential customers.

Value for Utilities

- Ability to distribute to all eligible residential customers with email.
- Ease of implementation and ability to scale in short period of time.
- Low cost at scale.
- Bridge complementary residential program offerings
- Customer engagement and opportunity to add back-end analytics.

Estimated Costs

- First year set-up fee and ongoing subscription costs.
- EEI custom program and performance payments.
- Savings: 100 kwh/yr deemed savings per household.

Anticipated Prerequisites

- **Access to Hourly Advanced Metering Infrastructure (AMI) data** with the ability to transfer to implementers and evaluators. BPA evaluators are prepared and experienced in assisting utility customer staff with this task.
- **Willingness to survey end-use customers.** Evaluation end-user survey is a critical piece of research to help turn this pilot into a full program. Utilities will need to provide end-user customer contact information and will have the opportunity to review and provide comments on the survey but will not be responsible for administering.
- **Ability to respond to evaluator data requests.** BPA will provide additional information on anticipated data requirements.

Support Available

- BPA Energy Conservation Account Executives (ECAEs) and BPA Programs staff.
- Comprehensive technical assistance from BPA evaluator on data-transfer.

ADMINISTRATION

stomer pilot efforts to acquire energy savings and evaluate to be simple, flexible, and encourage innovation from BPA riers by providing technical and validation support to utilities r to evaluation completion. For further information, utilities ECAE).

grams?

opose custom programs or projects. Custom programs are used when a combination of similar projects, measures, and/or end-users that have the same evaluation plan or measure and verification (M&V) across the entire program.

Custom Projects are individual energy-saving projects that are not currently offered in the IM. For further information, utilities should reach out to their Energy Conservation Account Executive (ECAE) and consult the IM.

Resources In Development…

- Part II Flyer: Checklist of Pilot recommendations
- New Behavioral webpage!
- Pre-populated Open Q Proposal template for fast-track option
- “Introduction to CAEP” template for end-users?
- “Lessons Learned” workgroup?

Questions?

kekelsay@bpa.gov

Heat Pump Water Heaters in Rural Areas

Phillip Kelsven

Energy Conservation Account Executive



Heat Pump Water Heaters in Rural Areas

- NEEA HPWH Work Group
  - Potential new standard 2029
  - Increasing unit and installation costs
- Plan for increased promotion
  - Utility advance purchase of units to have immediate availability
  - Gen Pac and other online purchase opportunities
  - Increase in DIY resources through Comfort Ready Home

Questions?

Thank you ☺

Break

30 minutes



Income Qualified

Amy Burke

Income Qualified Lead



Income Qualified (IQ): Year in Review

- ✓ Saw 40% increase in participating utilities compared to FY24 participation, with an improved mix of measures
- ✓ Created two new measures for IQ
- ✓ Improved connections both regionally and nationally
- ✓ Improved tribal outreach and support strategy
- ✓ Transitioned team members, improving cross-training



Discussion

- How many of you offer IQ measures?
- Do you advertise your programs? Why or why not?
- Are you ramping up, ramping down, or just starting your IQ offerings?

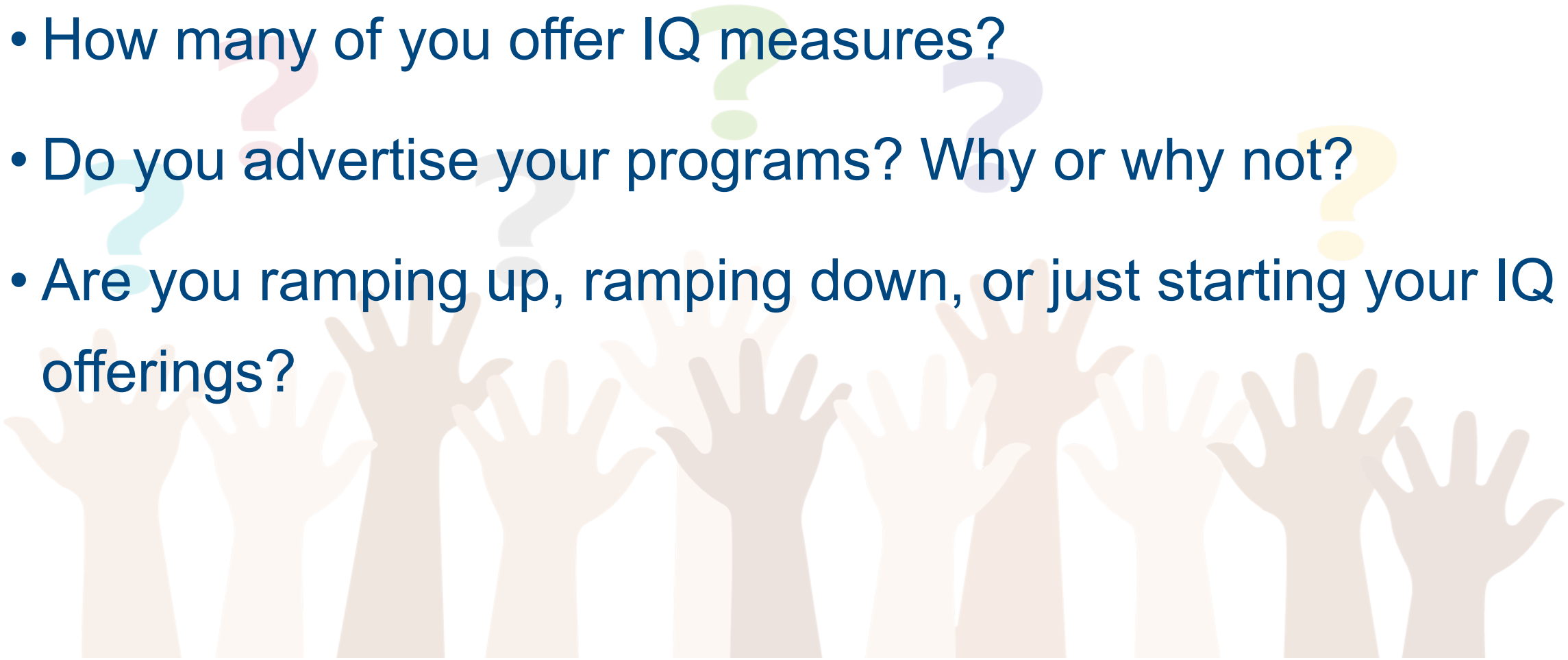

IQ: New Heat Pump Measure!

Room Heat Pumps: Income Qualified (IQ) Option

- Webinar Slides & Overview Flyer
- Two tiers on a **QPL**: CEE Tier 2 & CEE Tier Advanced
- IQ payments are $800 to $2,000
- Savings range from 786 – 2,262 kWh/year
- **Emerging technology!**

New IM callouts…

11.5.2 Room Heat Pump (BPA-Qualified)

Income Qualified Measure Also Available



IQ: New Construction Measure!

Income Qualified Single Family New Construction

- Webinar Slides & Overview Flyer
- Specifications and savings based on meeting requirements above state code
- Payments range from **$6,330** to **$23,330** depending on the state
- Savings range from **873 kWh/year** to **12,395 kWh/year** depending on the state



IQ: New Construction Measure!

- Forms and specs posted in the IM Document Library under *Residential - Income Qualified New Construction*
- Outreach encouraged to building associations and organizations like Habitat for Humanity
- Comfort Ready Home support available



IQ Utility Program Guide

- Updated & published here
- Can find it on the IQ Home and IQ Utility webpage
- New resources and references
- Updated guidance on building relationships
- Contact information for regional Community Action Agencies

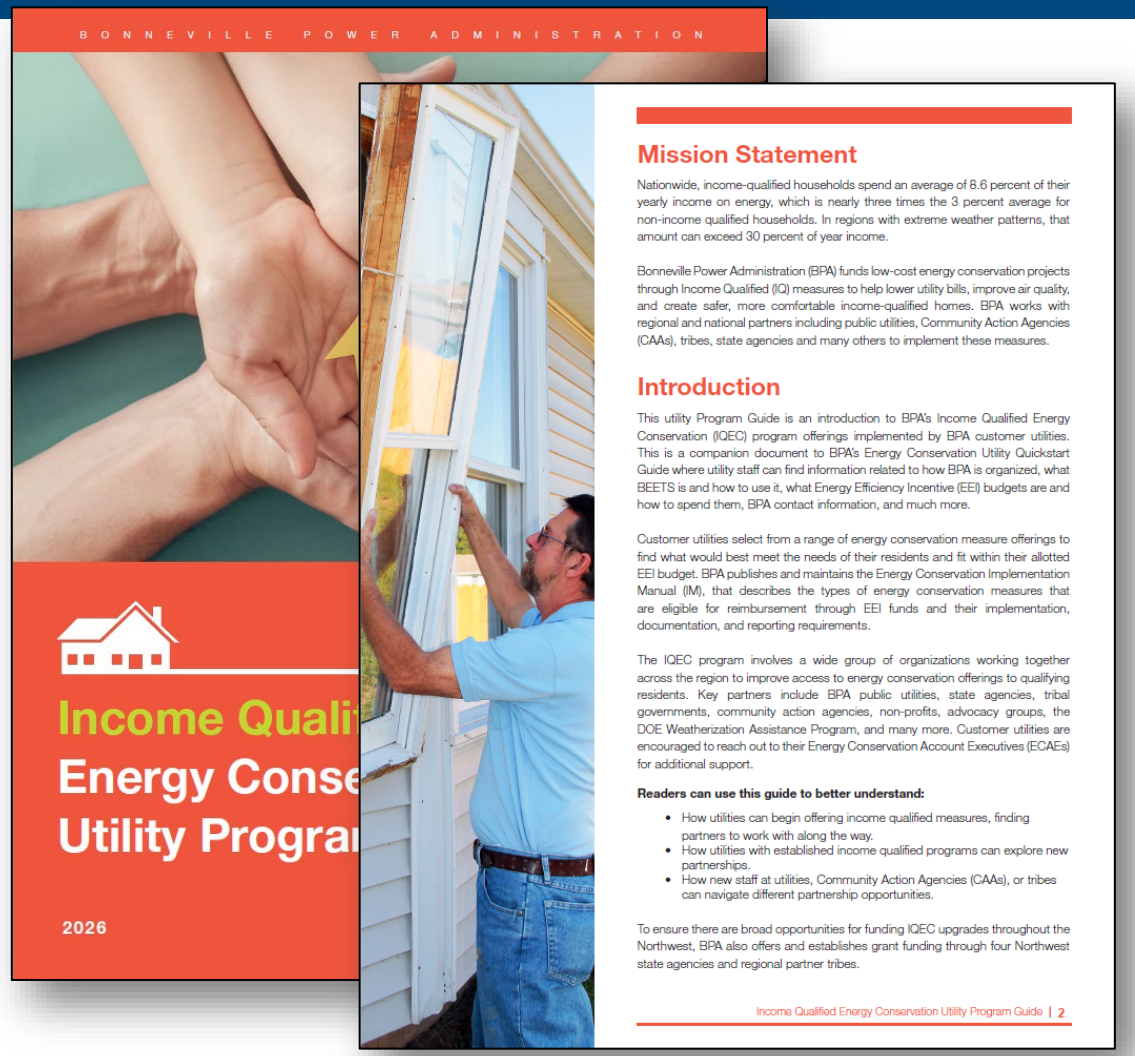

IQ Sample Documents

Example Utility Documents on the IQ Utility webpage under “Additional Documents”:

- Community Action Organization Invoice Packets Submitted to Funders
- Inland Power CARE Contractor Agreement
- Lower Columbia CAP Income and Occupancy Statement
- Inland Power CARE Member Agreement (meter usage data)
- Inland Power CARE Member Certification Release and Approval
- Inland Power CARE Subcontractor Agreement
- Cowlitz PUD Income Qualified Weatherization Program Agreement

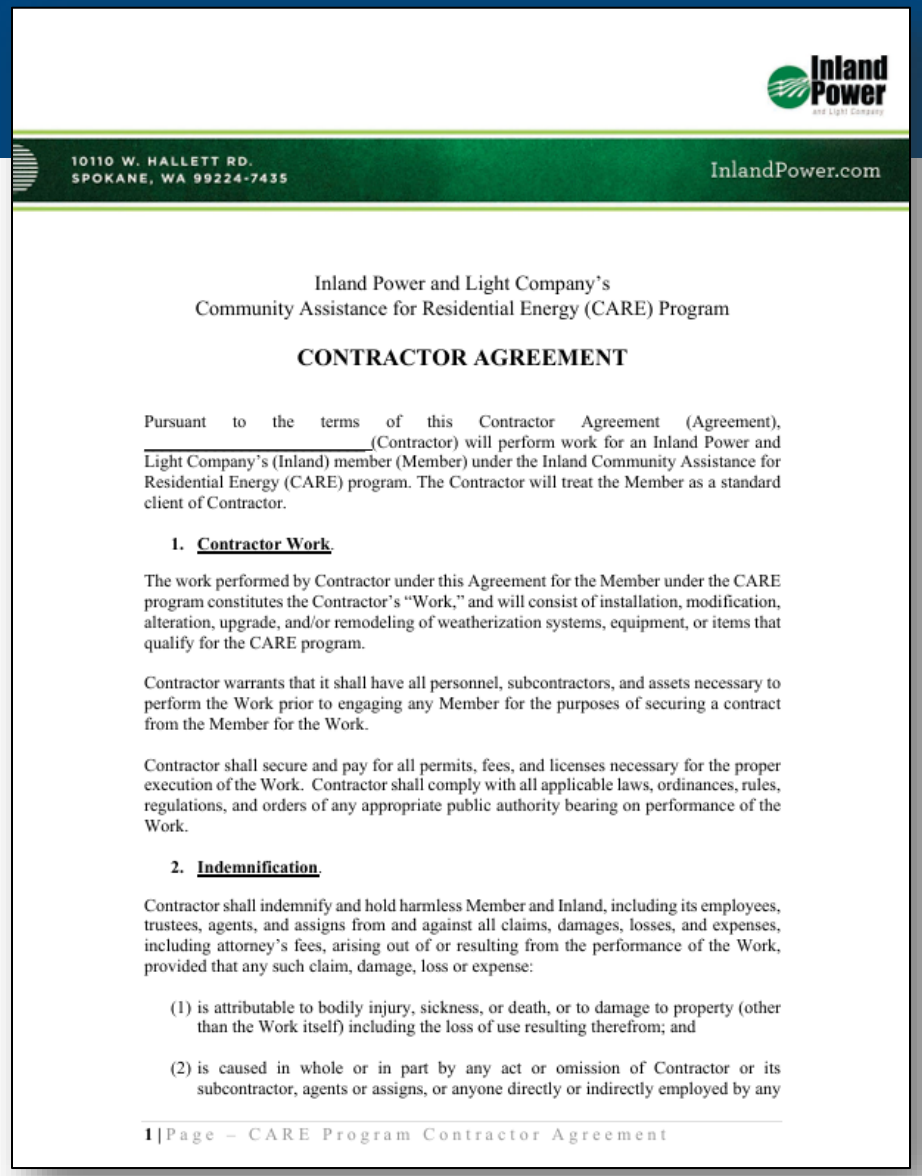

10110 W. HALLETT RD.
SPOKANE, WA 99224-7435
InlandPower.com

Inland Power and Light Company’s
Community Assistance for Residential Energy (CARE) Program

CONTRACTOR AGREEMENT

Pursuant to the terms of this Contractor Agreement (Agreement), _____(Contractor) will perform work for an Inland Power and Light Company’s (Inland) member (Member) under the Inland Community Assistance for Residential Energy (CARE) program. The Contractor will treat the Member as a standard client of Contractor.

1. **Contractor Work**.

The work performed by Contractor under this Agreement for the Member under the CARE program constitutes the Contractor’s “Work,” and will consist of installation, modification, alteration, upgrade, and/or remodeling of weatherization systems, equipment, or items that qualify for the CARE program.

Contractor warrants that it shall have all personnel, subcontractors, and assets necessary to perform the Work prior to engaging any Member for the purposes of securing a contract from the Member for the Work.

Contractor shall secure and pay for all permits, fees, and licenses necessary for the proper execution of the Work. Contractor shall comply with all applicable laws, ordinances, rules, regulations, and orders of any appropriate public authority bearing on performance of the Work.

2. **Indemnification**.

Contractor shall indemnify and hold harmless Member and Inland, including its employees, trustees, agents, and assigns from and against all claims, damages, losses, and expenses, including attorney’s fees, arising out of or resulting from the performance of the Work, provided that any such claim, damage, loss or expense:

(1) is attributable to bodily injury, sickness, or death, or to damage to property (other than the Work itself) including the loss of use resulting therefrom; and

(2) is caused in whole or in part by any act or omission of Contractor or its subcontractor, agents or assigns, or anyone directly or indirectly employed by any

1 | Page – CARE Program Contractor Agreement

IQ Regional Fall Workgroups

- Goal: Foster more state-specific discussion
- Share-outs and lots of discussion
- EC Announcement will be made
- If these are helpful, plan to host regional IQ workgroups in the fall followed by two general workgroups the rest of the year
- Reach out to aaburke@bpa.gov if you want to be added to our IQ Workgroup mailing list

State	Meeting Date
Oregon	October 29th
Idaho	November 18th
Montana	November 18th
Nevada /Wyoming /California /Utah	November 19th
Washington	December 2nd

IQ Tribal Grants: New Funding Year

BPA Tribal Energy Conservation Grants

- Non-competitive grants offered directly to tribes for qualifying energy conservation projects.
- Submit a **Priority Application by Oct. 1 to ensure funding** for the following fiscal year.
- Alternatively, submit a **Letter of Intent by Oct. 15**, followed by the **standard application by Nov. 5 and beyond** as funding is available.
- Email ECTribalGrants@bpa.gov for more information.

Scan the QR code to review the BPA Funding Announcement with details of the grant offering and how to apply.

IQ Resources: Reminder

- IQ Webpages: Homepage, Utility Resources, Tribal Resources, & State Resources
- Webinar on How to Start an IQ program (slides and recording)
- Comfort Ready Home Income Qualified Page
- Optional Project Information and Income Verification Form
- Income Qualified Repair Cost Reference Table, grouped by associated measure types

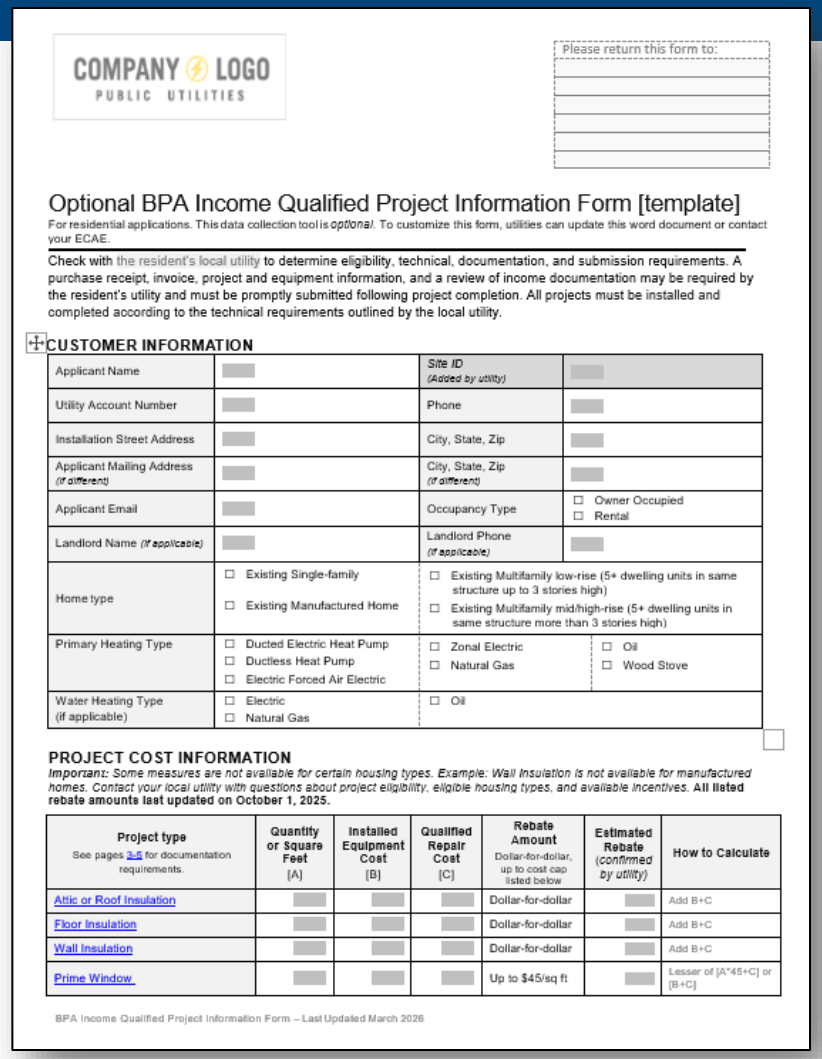

COMPANY LOGO
PUBLIC UTILITIES

Please return this form to:

Optional BPA Income Qualified Project Information Form [template]

For residential applications. This data collection tool is *optional*. To customize this form, utilities can update this word document or contact your ECAE.

Check with the resident's local utility to determine eligibility, technical, documentation, and submission requirements. A purchase receipt, invoice, project and equipment information, and a review of income documentation may be required by the resident's utility and must be promptly submitted following project completion. All projects must be installed and completed according to the technical requirements outlined by the local utility.

CUSTOMER INFORMATION

Applicant Name		*Site ID (Added by utility)*	
Utility Account Number		Phone	
Installation Street Address		City, State, Zip	
Applicant Mailing Address *(if different)*		City, State, Zip *(if different)*	
Applicant Email		Occupancy Type	☐ Owner Occupied ☐ Rental
Landlord Name *(if applicable)*		Landlord Phone *(if applicable)*	
Home type	☐ Existing Single-family ☐ Existing Manufactured Home	☐ Existing Multifamily low-rise (5+ dwelling units in same structure up to 3 stories high) ☐ Existing Multifamily mid/high-rise (5+ dwelling units in same structure more than 3 stories high)	
Primary Heating Type	☐ Ducted Electric Heat Pump ☐ Ductless Heat Pump ☐ Electric Forced Air Electric	☐ Zonal Electric ☐ Natural Gas	☐ Oil ☐ Wood Stove
Water Heating Type (if applicable)	☐ Electric ☐ Natural Gas	☐ Oil	

PROJECT COST INFORMATION

Important: Some measures are not available for certain housing types. Example: Wall Insulation is not available for manufactured homes. Contact your local utility with questions about project eligibility, eligible housing types, and available incentives. **All listed rebate amounts last updated on October 1, 2025.**

Project type See pages 3-5 for documentation requirements.	Quantity or Square Feet [A]	Installed Equipment Cost [B]	Qualified Repair Cost [C]	Rebate Amount Dollar-for-dollar, up to cost cap listed below	Estimated Rebate *(confirmed by utility)*	How to Calculate
Attic or Roof Insulation				Dollar-for-dollar		Add B+C
Floor Insulation				Dollar-for-dollar		Add B+C
Wall Insulation				Dollar-for-dollar		Add B+C
Prime Window				Up to $45/sq ft		Lesser of [A*45+C] or [B+C]

BPA Income Qualified Project Information Form – Last Updated March 2026

Discussion!

- What are your easiest and what are your hardest IQ measures to implement and why?
- Are there any specific challenges with other state or national programs that you're leveraging?
- What can we do to help?



Thank you for all the work you do in your communities for your residents. It makes a difference!

Questions?

Thank you ☺

Agricultural Sector

David J. Lee

Federal and Agricultural Sector Lead



Ag Production Activities in Ag Sector

Includes electric energy used by a **farm or business** where the primary purpose is applying water for **food production or vegetation growth** (e.g.,pumping and irrigation); or by **a ranch or aquaculture(aquafarming)** business where the primary business is **breeding or raising domestic livestock, poultry, game animals, fish, shellfish,** etc.

Also includes **dairies and milk storage *at a milking facility***.

- milk storage by entities other than a dairy for processing milk products its derivatives, such as dehydrating or homogenizing and bottling of milk, are considered industrial.

Vineyard irrigation is considered agricultural

- the same location's winery operation that includes grape processing, wine-making, and bottling is considered industrial.



Ag Energy Audit Measure Resources

Located in the BPA Document Library: bpa.gov/energy-and-services/efficiency/document-library

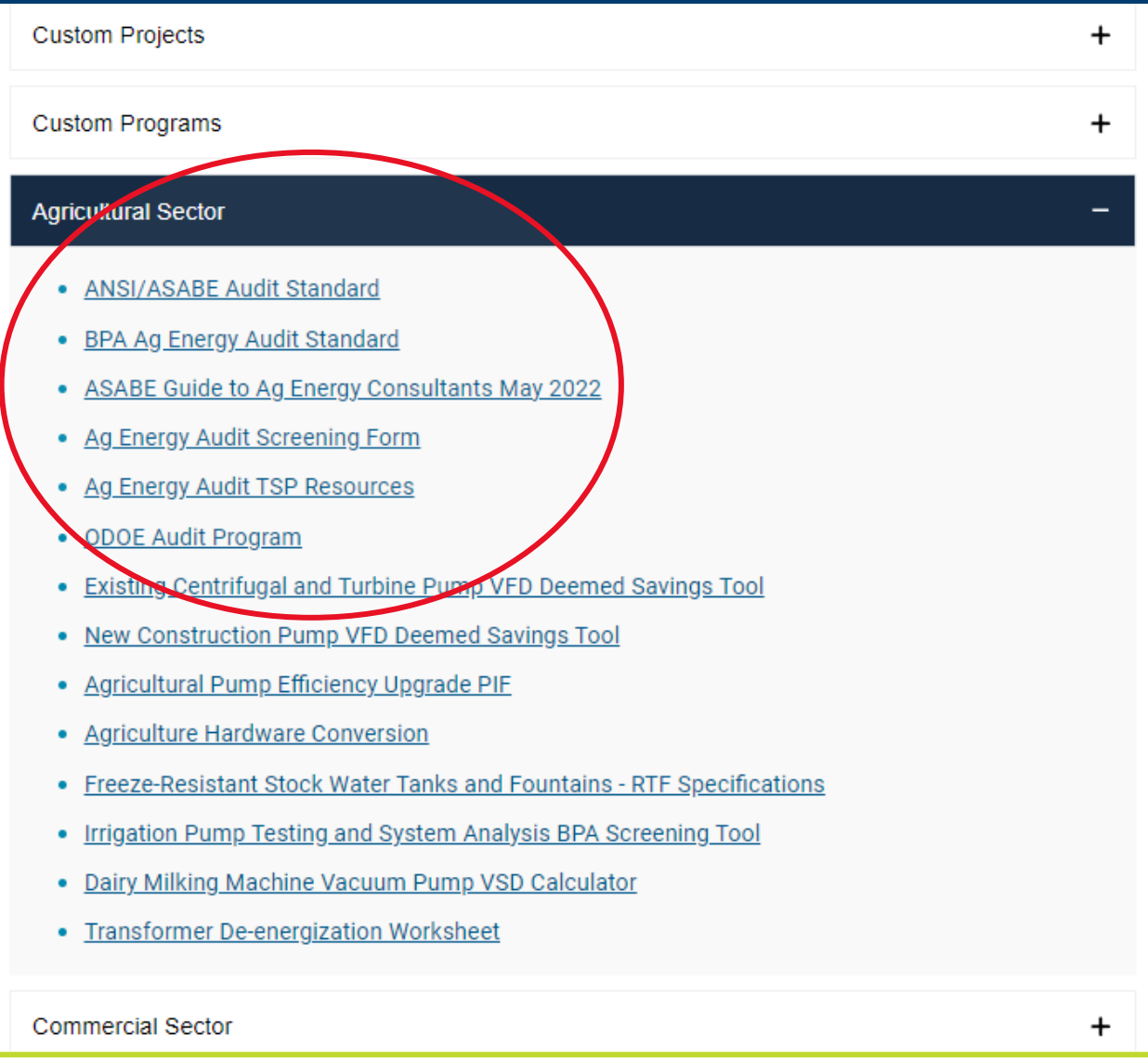

Dairy Farms in Oregon

County	Serving Electric Utility	No. of Farms	No. of Cows
Lane	BLACHLY-LANE ELECTRIC Coop/Central Lincoln PUD/Emerald PUD/EWEB/Lane Electric Coop/Pac Power/Springfield UB	22	2,000
Deschutes	CANBY UTILITY BOARD/CEC/Midstate EC/Pac Power	21	230
Clackamas	CANBY UTILITY BOARD/PGE	37	946
Coos	CENTRAL LINCOLN PUD/City of Bandon/Pac Power	10	3,228
Douglas	CENTRAL LINCOLN PUD/Douglas Electric Coop	36	221
Jackson	CITY OF ASHLAND/Pac Power	35	296
Washington	CITY OF FOREST GROVE/PGE	5	500
Umatilla	CITY OF MILTON-FREEWATER/Hermiston ES/Pac Power/Umatilla Elec Coop	21	500
Morrow	COLUMBIA BASIN ELECTRIC COOP/Umatilla Elec Coop	4	44,865
Benton	CONSUMERS POWER/Pac Power	12	1,786
Malheur	Idaho Power soon to be OTEC	26	2,445
Klamath	MIDSTATE Electric Coop/Pac Power	16	4,431
Marion	PACIFIC POWER/PGE	31	11,371
Yamhill	PGE/City of McMinnville	23	7,221
Polk	SALEM ELECTRIC/PGE/City of Monmouth/Pac Power	13	5,063
Tillamook	TILLAMOOK PUD/Pac Power	57	24,053
	Total	369	109,156

Dairy Farm BPAQ UES Measures for April or Oct. 2027

Measure Description	kWh Unit Energy Savings	Unit
VFD on milk vacuum pumps	TBD	hp
VFD on milk transfer pumps	TBD	cow
High efficiency ventilation with VFD and humidity/temperature control	TBD	hp
Water Source HPWH System Configurations	TBD	cow
High Efficiency Chiller System (with or without waste heat recovery)	TBD	cow
Raw milk plate pre-cooler	TBD	cow

Dairy Farm Demonstration Sites



- Large hot water load.
  - The larger the load, the faster the payback.
- Aging hot water sanitation and chiller equipment.
- Agricultural energy audit to assess feasibility.
- Emerging technology research incentive.

Dairy Farm Demonstration Sites



- Energy Audit Screening for two dairies in Eastern WA and Eastern OR
- Submetered milk cooling equipment
- EcoTope completing the heat recovery analysis and design.

Other Ag Sector Activities/Pursuits

- Analyzing implemented VFD for Ag pumps BPAQ UES measures for energy savings

- Agricultural Irrigation Management (AIM) measure development
  - Artificial Intelligence (AI) based irrigation management
  - Like scientific irrigation scheduling (SIS)

- Monitoring measure implementation costs to farmers to inform on any near future incentive level adjustments

- Utilities can engage throughout the year with Ag Utility Group (AUG) Meetings
  - Topic ideas?



Break

15 minutes



Utility Roundtable

Part 1





Let's Hear From You!

- Successes
- Barriers
- Goals
- How can we help?

Dinner and Networking (Optional)





Good Morning! Welcome to Day 2

Hosted by Tillamook PUD at Pelican Pub Pacific City

33180 Cape Kiwanda Dr,

Pacific City, OR 97135

Commercial & Industrial Sectors



Commercial & Industrial Agenda

- Trade Ally Network Northwest (TANNW)
- Online Lighting Calculator (OLC)
- Energy Smart Industrial (ESI)
- Strategic Energy Management (SEM) for K-12 Schools

TRADE ALLY NETWORK NW
Building Success Together

Energy Smart Industrial

C&I Program Updates

Eric Mullendore

Commercial & Industrial Sector Lead



Trade Ally Network Northwest (TANNW)

- Evergreen Energy Partners is supporting the Trade Ally Network NW program effective 10/1/2026.

- TANNW field specialists will be developing account plans in Q1 and Q2 FY27.

TRADE ALLY NETWORK NW
Building Success Together

TANNW Scope

Primary focus on project implementation support:

- Online Lighting Calculator
- Field activities
- Opportunity Knocks outreach events

TANNW Scope

Marketing and Outreach:

- Field Guide
- Newsletter
- Trade Ally Recruitment

Online Lighting Calculator (OLC)

MINT release 1656

- Optional upgrade that addresses a variety of non-critical bugs
- Currently undergoing BPA testing
- Targeting October release

OLC Resources

- Training Videos
  - Decommissioning Measures
  - New Construction Projects
  - Non-standard Measure Review

- User Manual Version 4.3 (July 2026)

OLC Resources

Frequently Asked Questions (September 2026)

- Section VI covers Fluorescent Lamps in Oregon including:
  - Is my project affected by OR fluorescent ban?
  - Will BPA require documentation to confirm that a site is exempt from ban?
  - How do I establish code baseline?
  - How do I establish project costs when using a code baseline?

Energy Smart Industrial (ESI)

Finding efficiency more efficiently

- 8.7.5 Efficient Pumps $0.33 / kWh
- 8.7.6 Variable Frequency Drive for Pumps $180 / hp
- 10.4.2 Small Compressed Air Systems $0.33 / kWh
- 10.4.4 Variable Frequency Drive for Industrial Fans (NEW) $260 / hp

Energy Smart Industrial

ESI Marketing Campaign

Purpose

Increase awareness of pump system improvement opportunities and connect interested audiences to ESI resources that support practical next steps.

Campaign approach

- Use search intent to reach audiences already looking for pump solutions.
- Offer a clear resource: the Pump System Efficiency Guide.
- Provide a simple path to connect with ESI team.

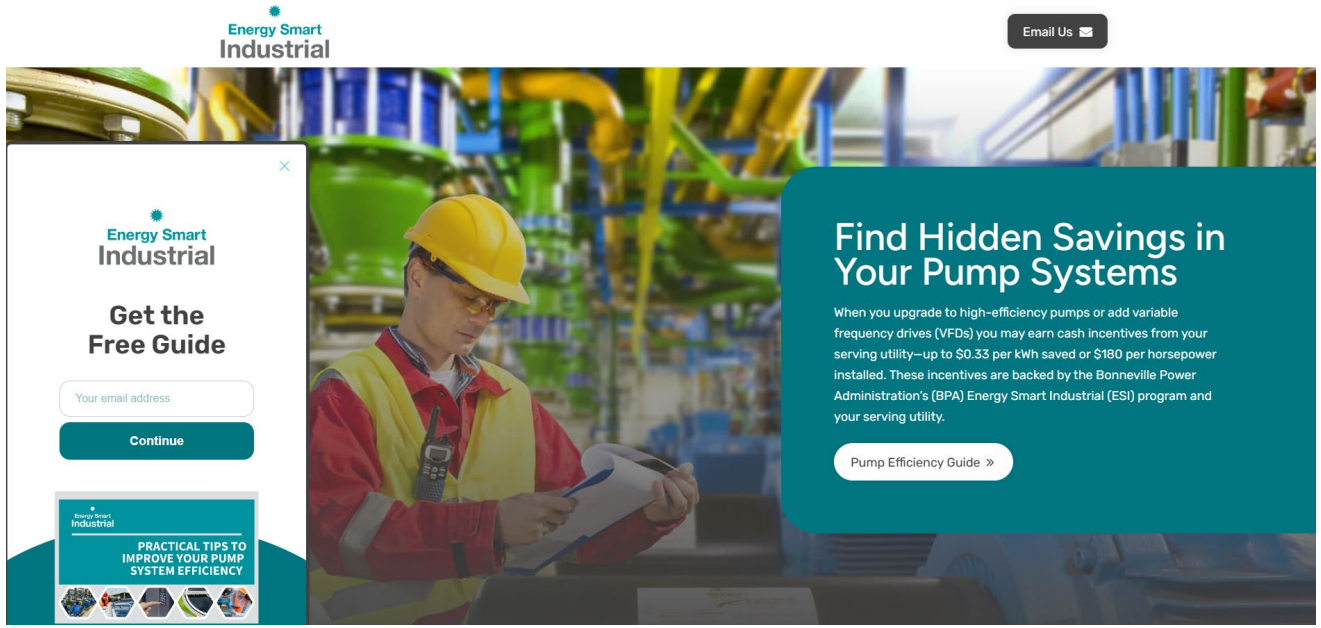

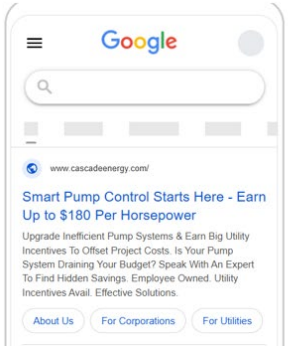

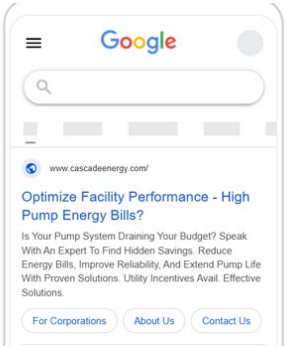

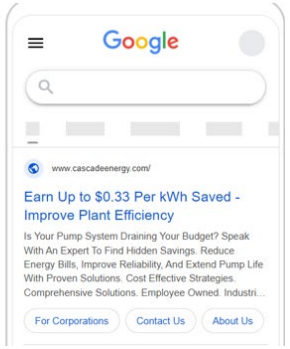

Early Campaign Results

4,552
campaign impressions

7.25%
click-through rate

Impressions	Clicks	CTR	Est Impr Share
4,552	330	7.25%	28.1%

Impressions and Clicks by Day



Campaign Performance

Campaign	Ad Group	Publisher	Impressions	Clicks	CTR
Energy Smart Industrial	Energy Smart Industrial	Bing Ads	1,637	231	14.11%
Energy Smart Industrial	Energy Smart Industrial	Google Ads	2,915	99	3.40%
GRAND TOTAL			4,552	330	7.25%

Takeaway

The campaign is generating visibility of ESI pump system resources and driving traffic to the campaign's landing webpage.

Campaign launched June 26, 2026; initial results measured through Aug. 5, 2026.

Discussion

What trends in C&I project delivery are you seeing?

What would you like to see BPA do better to support C&I sector projects?

Strategic Energy Management, K-12 Schools

Ben Graves

Commercial Program Manager



Agenda

- Introduction
- Why a SEM for K-12 Schools Pilot
- Current Pilot Design
- What's Next

SEM for K-12 Schools Pilot

- BPA has been working with a partner to develop a pilot for a Strategic Energy Management (SEM) program for K-12 Schools.
- Targeting an early calendar year 2027 launch for the SEM Cohort.
- Pilot details are being finalized but it's never too early to ask: Could SEM help my utility and its school districts meet their energy goals?

Bonneville Power Administration

- Programs Team
- Emerging Technology
- Customer Service Engineers
- Energy Conservation AE
- Marketing

New Buildings Institute

- Oregon-based 501(c)3
- >25 years focused on building efficiency
- Strong Schools Initiative (10 years strong!)



Why Focus on SEM for Schools

BPA has supported SEM since 2009 to help sites optimize energy use through low-cost, behavior-driven operational improvements.

1 Proven model focused on a high-needs sector

Commercial and Industrial sites report success with SEM. K-12 schools are a high-needs sector.

2 SEM Success

Achieved almost 4 aMW of energy savings from the Commercial and Industrial sectors in the last rate period.

3 School Engagement

BPA has a long history with schools through various pilots, ESCOs, and other school efforts.

Benefits for Schools

- Schools can see energy savings of **10 percent or more** through low- or no-cost operational changes *(ENERGY STAR®).*

- Schools can see **reductions in maintenance staff time** from better functioning systems (seven percent reduction in HVAC work orders at River Trails SD).

- *Example: Medford School District (OR) reduced annual energy costs by an estimated **$80,900 in its first year of SEM** through behavioral changes and low-cost operations and maintenance improvements.*

SEM Pilot Components

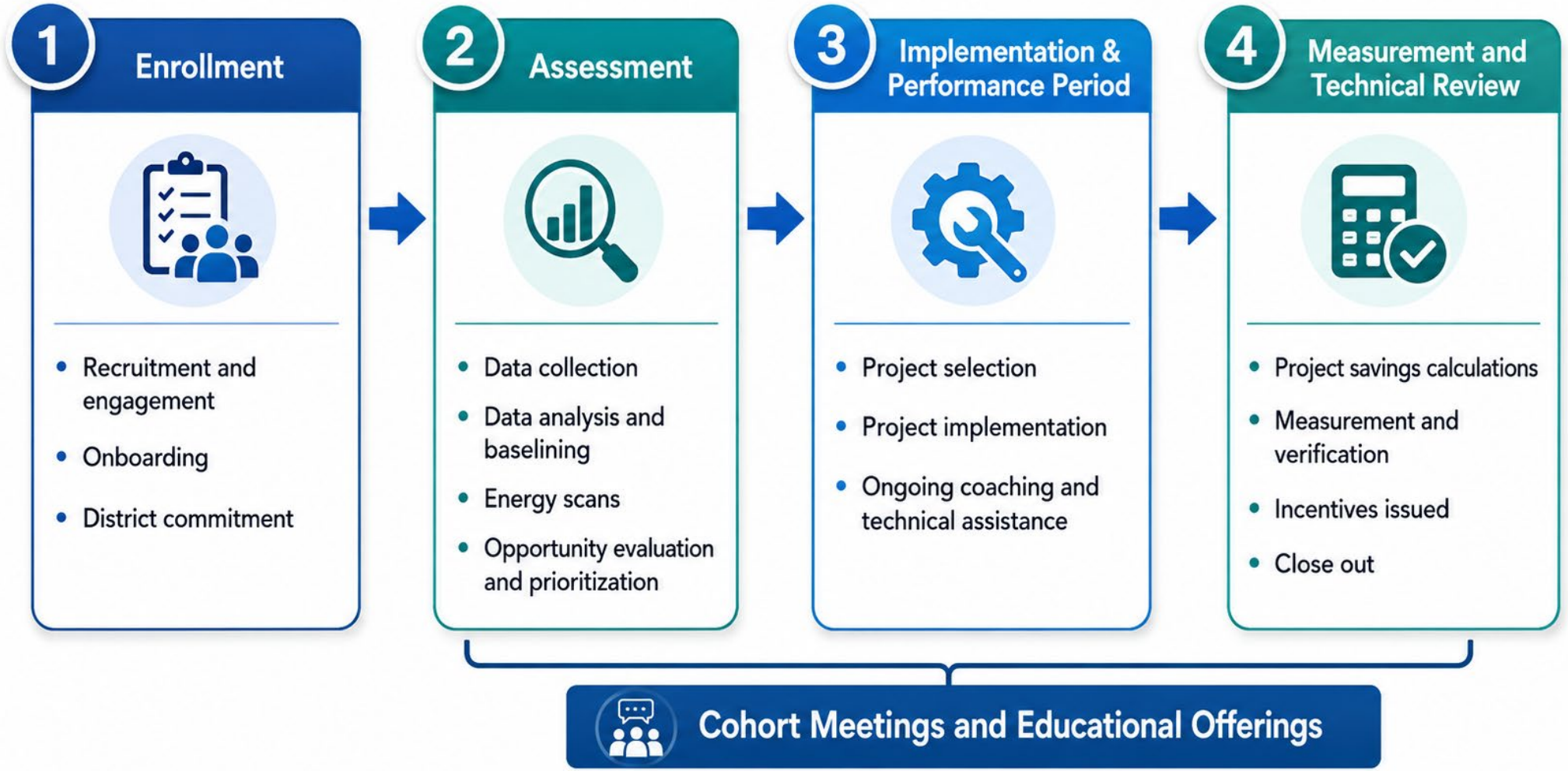

Phase 1: Enrollment

- Utility outreach to support and identify potential districts.
- Introductory engagement with districts.
- Districts commit staff time and resources and identify an Energy Champion for program participation.

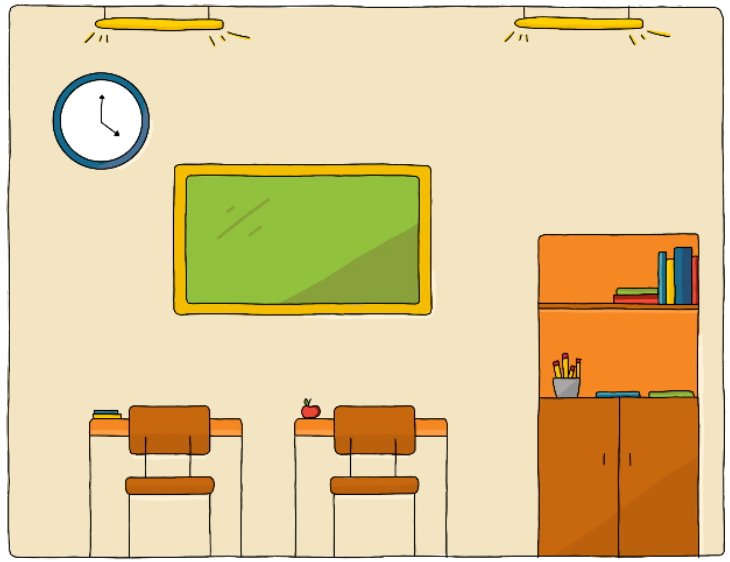

Phase 2: Assessment

- Utilities provide baseline billing data, and support goal setting.
- Energy scan for low- or no-cost opportunities.
- Opportunity identification and project prioritization.

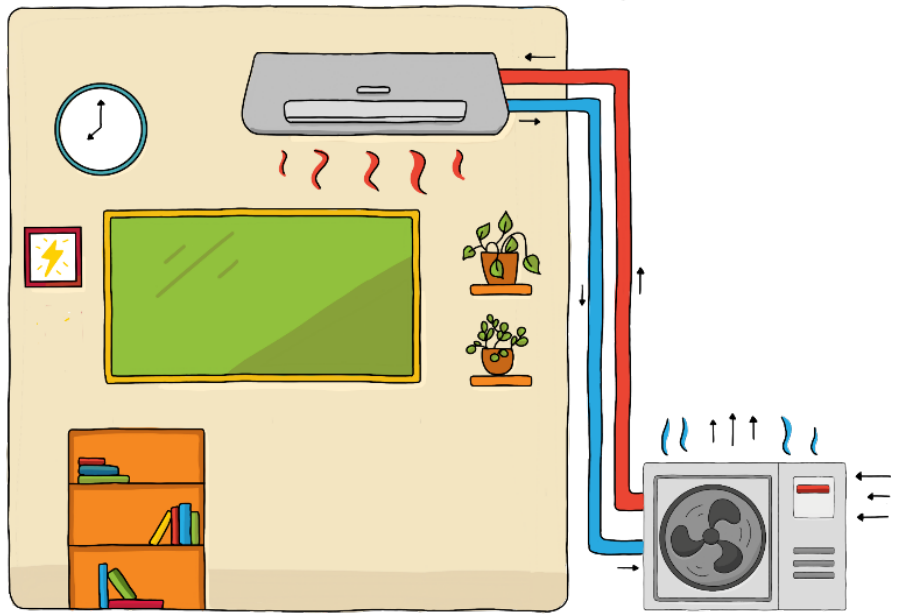

Phase 3: Implementation

- Project kick off and implementation.
- Ongoing coaching and technical assistance from NBI.
- Quarterly milestone evaluation to ensure project(s) are on track or if pivots are needed.

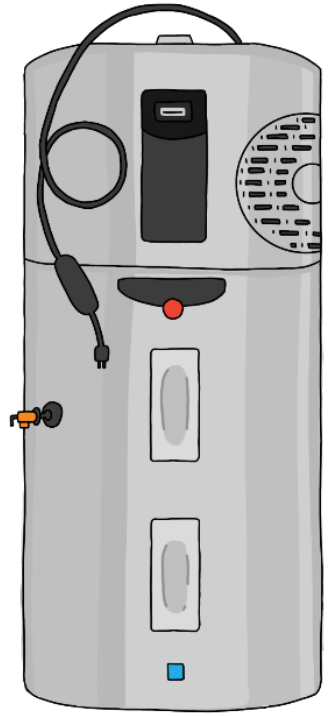

Phase 4: Measurement

- All outcomes and data collected.
- Measurement and Verification (M&V) process, adhering to BPA protocols.
- Annual report documents SEM savings and payment.
- Serving Utility approves final report and issues SEM savings payment.



Roles

BPA:

- Leads utility coordination, capital project support, and technical review of final SEM deliverables.

NBI:

- Leads school district onboarding, energy scans, coaching, and development of SEM savings analysis.

Utility:

- Identifies potential participant districts, manages all incentive discussions, and participates in all other program elements to the extent interested/available.

Next Steps

BPA:

- Finalize pilot design and communicate official recruitment launch.

Utilities:

- Provide feedback on pilot design.
- Identify potential district participants.
- Help provide outreach and recruit district.

Questions?

- Thank you ☺

Break

15 minutes



Meet the Marketing Team



Mike Gross
Marketing Lead



Rachael Ettelman
Marketing Specialist



Maggie Bagan
Marketing Specialist



Ming Kust
Marketing Specialist



Robin Moodie
Marketing Specialist

Skill sets and Services



Collective Skills

- Graphic Design
- Production Design
- Technical, Public Relations, Copywriting, and Editing
- Presentations
- Web Design
- Video Production (Instructional and Social Media Videos)
- Marketing Strategy and Planning

Graphic Design Services

Original Graphic Design Services | Template Customization | Forms



Customized social media or other digital graphics.



Print collateral, including flyers and case studies.



Form development and audit forms for BPA requirements.

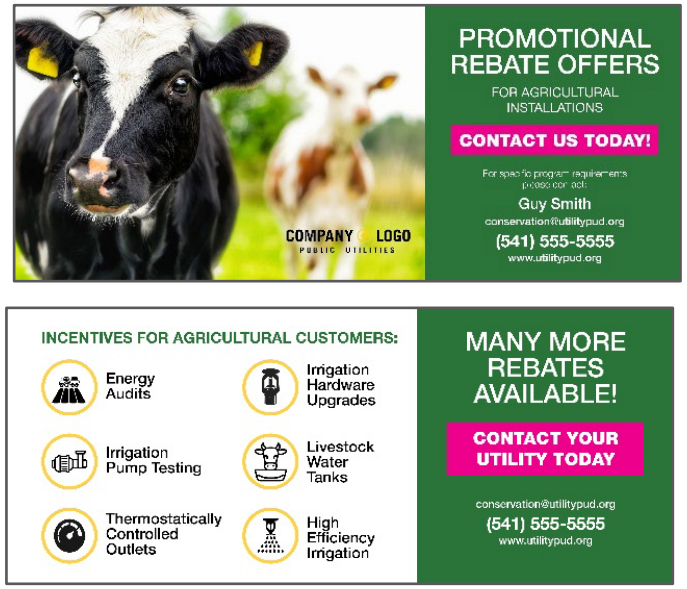

Customized bill inserts promoting incentives.

Graphic Design Services

Workshop Promotional Kit

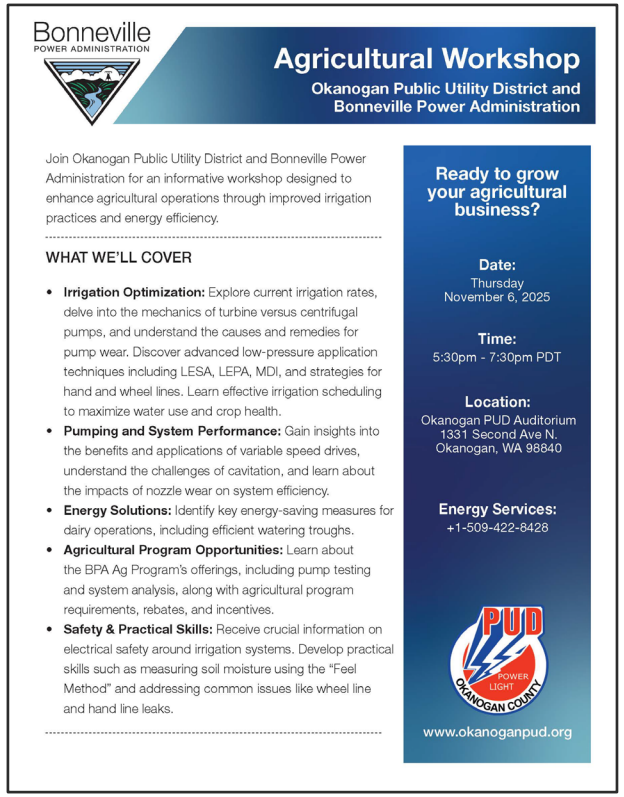

Invitation Flyer

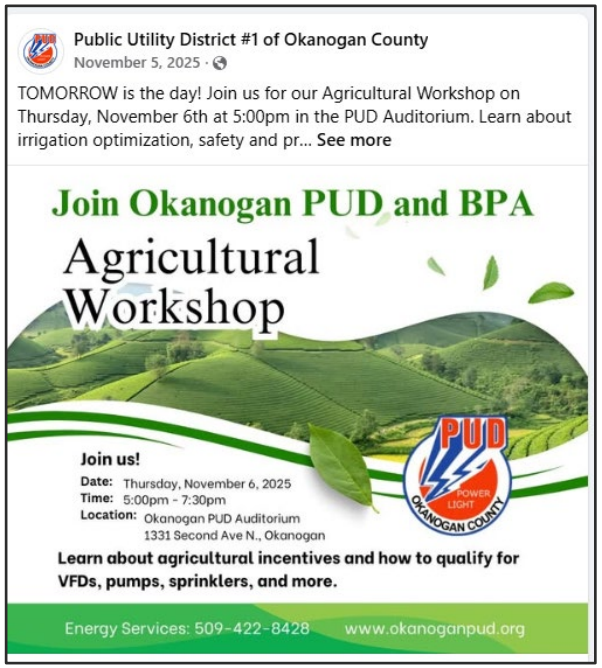

Facebook Post Graphic



Print Ad

Graphic Design Services

Press Kit

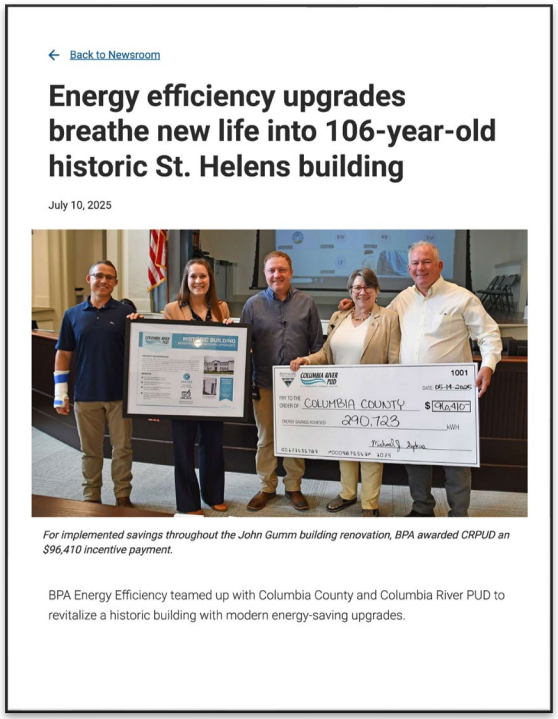

← Back to Newsroom

Energy efficiency upgrades breathe new life into 106-year-old historic St. Helens building

July 10, 2025

For implemented savings throughout the John Gumm building renovation, BPA awarded CRPUD an $96,410 incentive payment.

BPA Energy Efficiency teamed up with Columbia County and Columbia River PUD to revitalize a historic building with modern energy-saving upgrades.

Articles and Press Releases

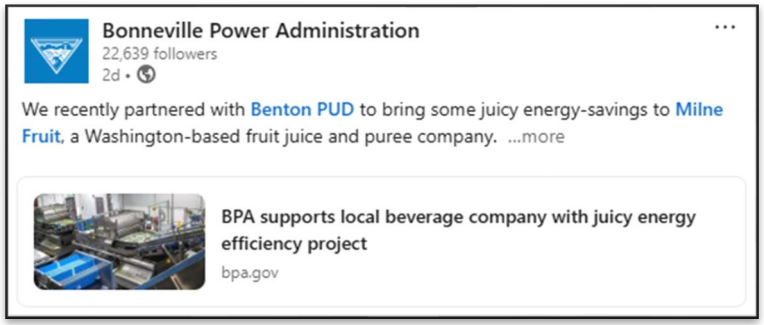

Bonneville Power Administration
22,639 followers
2d •

We recently partnered with Benton PUD to bring some juicy energy-savings to Milne Fruit, a Washington-based fruit juice and puree company. ...more

BPA supports local beverage company with juicy energy efficiency project
bpa.gov

Social Media Posts



COLUMBIA RIVER PUD
A COMMUNITY-OWNED UTILITY

HISTORIC BUILDING
BENEFITS FROM MODERN UPGRADES

PROJECT BACKGROUND

Built in the early 1900's, the John Gumm building served as the schoolhouse in St. Helens, Oregon until 1999. Columbia County purchased and remodeled the treasured historical building now known as the John Gumm Civic Office. As part of a larger multi-phase effort to enhance the functionality and capacity of their facilities, Columbia County worked with Columbia River PUD to find energy efficiency incentives. The utility identified a variety of attainable upgrades and incentives including high performance windows, lighting retrofits, insulation, heat recovery system, and variable refrigerant flow HVAC system upgrades.

RESULTS

- The building upgrades will save an estimated 290,723 kWhs annually.
- Columbia River PUD provided an incentive payment of $96,410.
- The efficiency upgrades will save time and money on maintenance.
- Improved workflow, safety, and operational flexibility to accommodate future growth, ultimately improving our ability to serve the community.

290,723
kWh Annual Energy Savings

$96,410
Columbia River PUD Incentive Payment

John Gumm building exterior with new windows

New variable refrigerant flow HVAC system

What ideas do you have to save money?

Columbia River PUD offers multiple energy efficiency incentives for residential, commercial and other types of customers.

Columbia River PUD
(503) 397-1844
www.crpud.net

Project Success Posters and Case Studies

Graphic Production

- Access to BPA image archive.
- Stock photos available for customer use.
- Infographics
- Maps



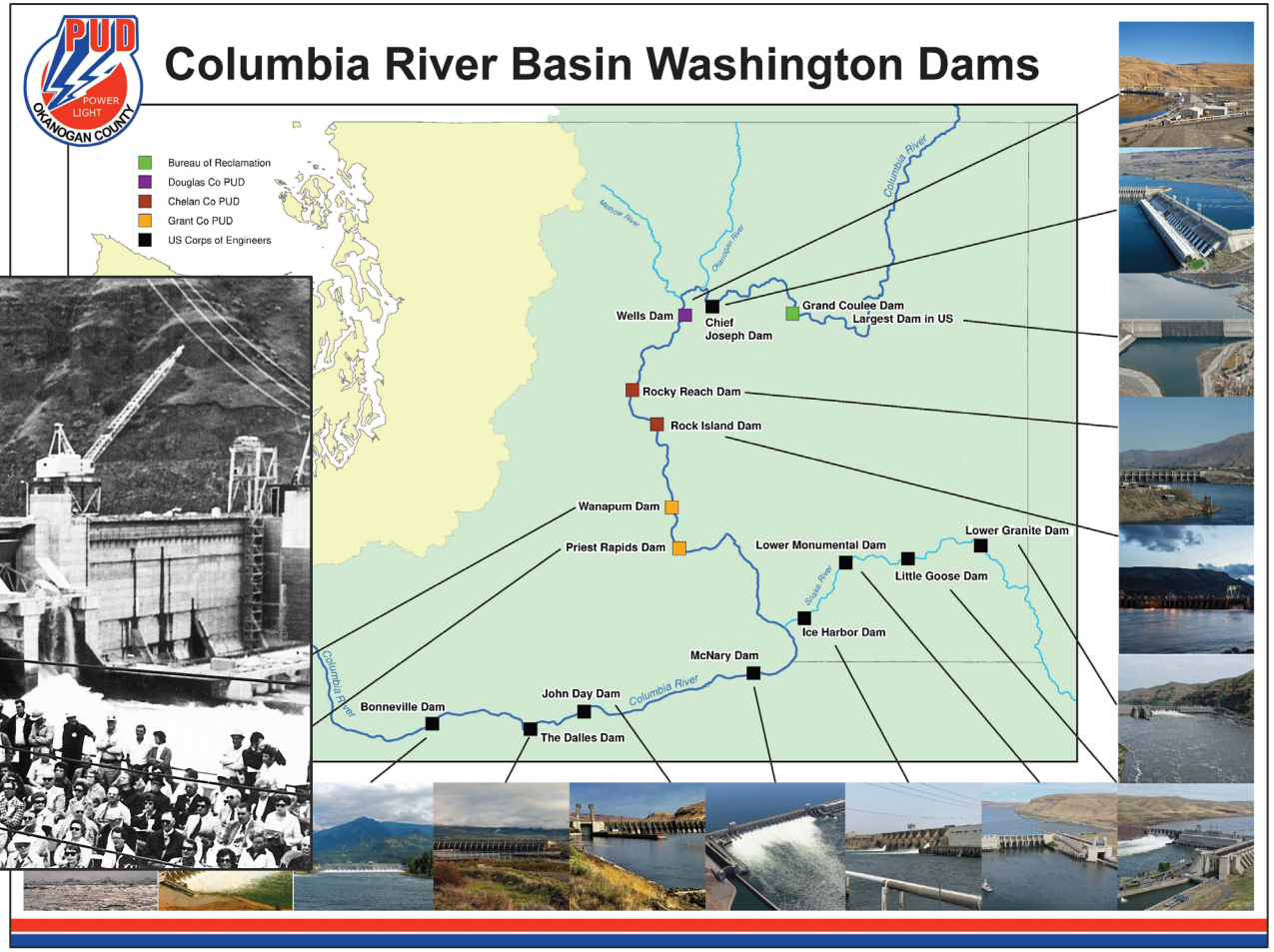

Services

Website Recommendations

- Review existing website and make recommendations.
- Graphics production.
- Search engine optimization.
- Improve user experience.
- Increase program visibility.

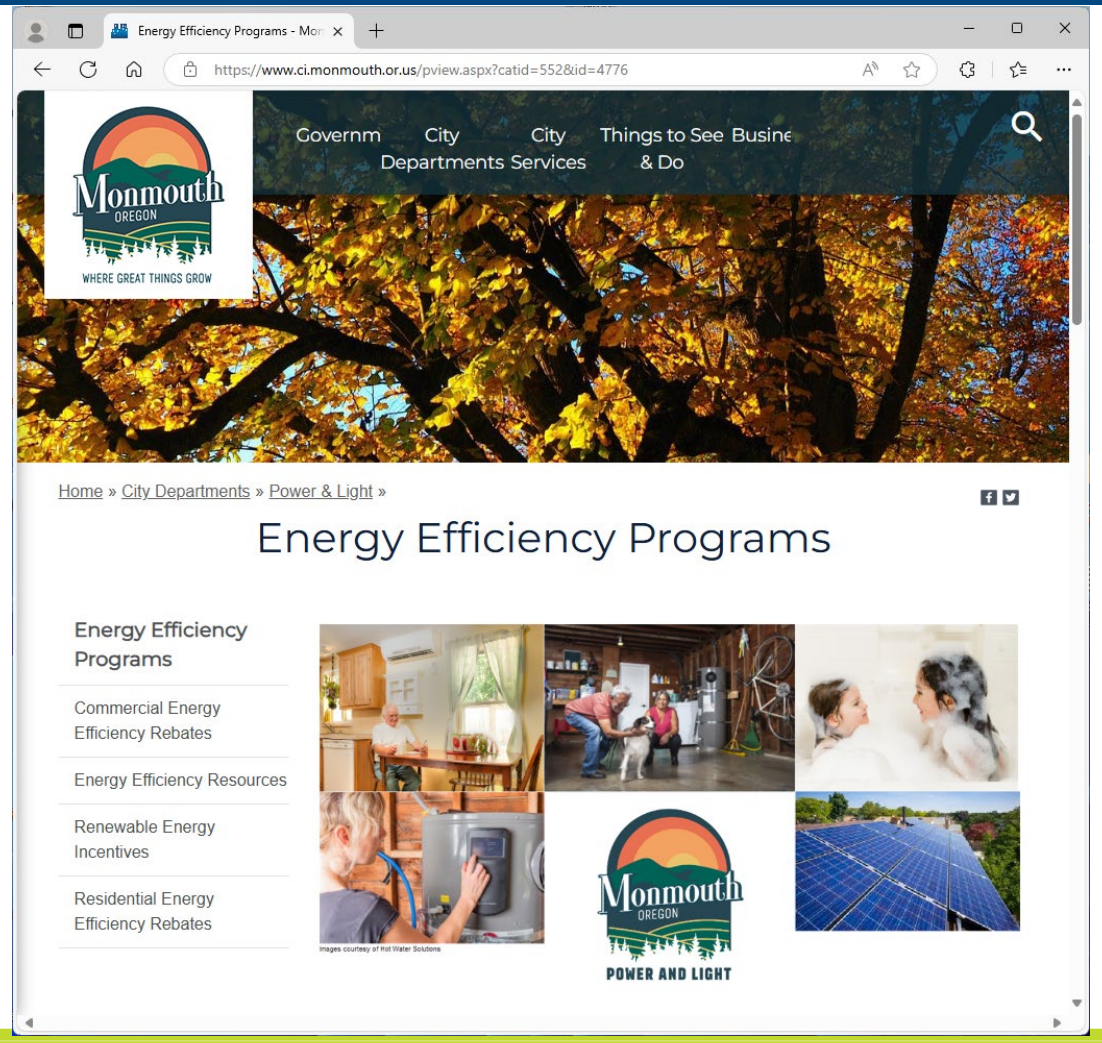

Services

Big Check

- Laminated.
- Customized with logo.
- Re-usable with dry erase markers.
- Great for photo ops for case studies, articles, etc.

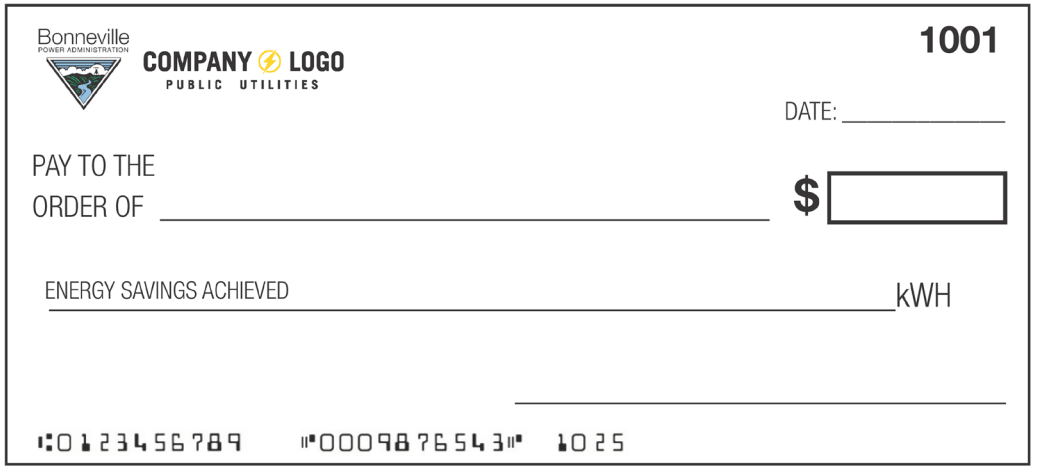



Marketing Team Publications

- Energy Efficiency Implementation Manual.
- Energy Conservation Annual Review.
- Energy Efficiency Action Plan.
- Energy Efficiency Utility Quickstart Guide.



Getting Better All the Time

Keep the feedback coming!

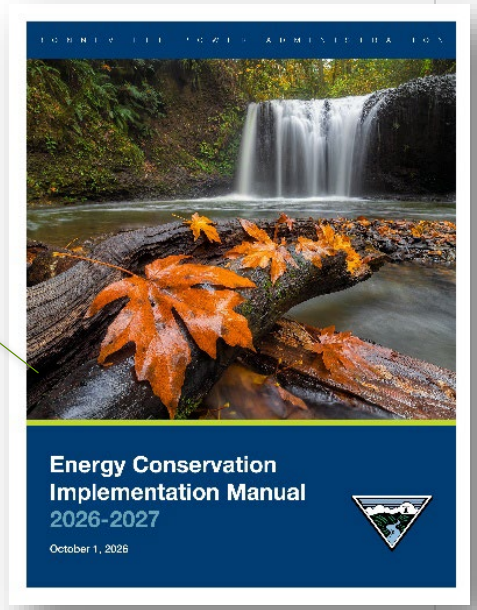

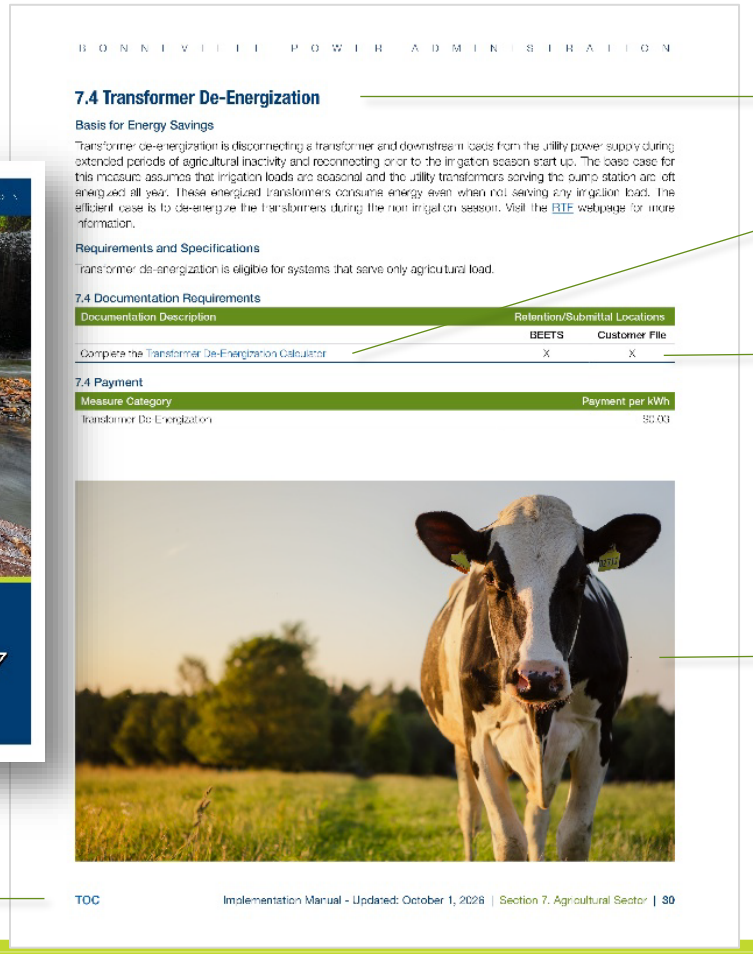

PRINTER-FRIENDLY MARGINS

IMPROVED FORMATTING

DIRECT LINKS

CLEANER TABLE DESIGN

IMAGES… ESPECIALLY COWS!

TEXT ANCHORS AND DATESTAMPS

Utility Upgrades

Tony Koch

Energy Conservation Mechanical Engineer



2027-2028 Strategic Priorities

- Continue to encourage Re-conductor & Transformer Measures.
- Renew Marketing for Conservation Voltage Reduction (CVR) projects
- Sunset Daily Demand Voltage
- Reduction (D-DVR) Pilot Program.



Implementation Manual – Section 12

Two main groups: FY27+=

1. **Re-conductor & Transformers (35-year measure):**

2. **$0.38/kWh**

   - Several other measures: voltage increase, power factor correction, etc. but they

   - are infrequently submitted/reported

3. **CVR (10-year measure life):**

4. **$0.33/kWh** incentive

   - Conservation Voltage Reduction,

   - To avoid confusion will remove ~~**VO (Voltage Optimization)**~~ as synonym to CVR

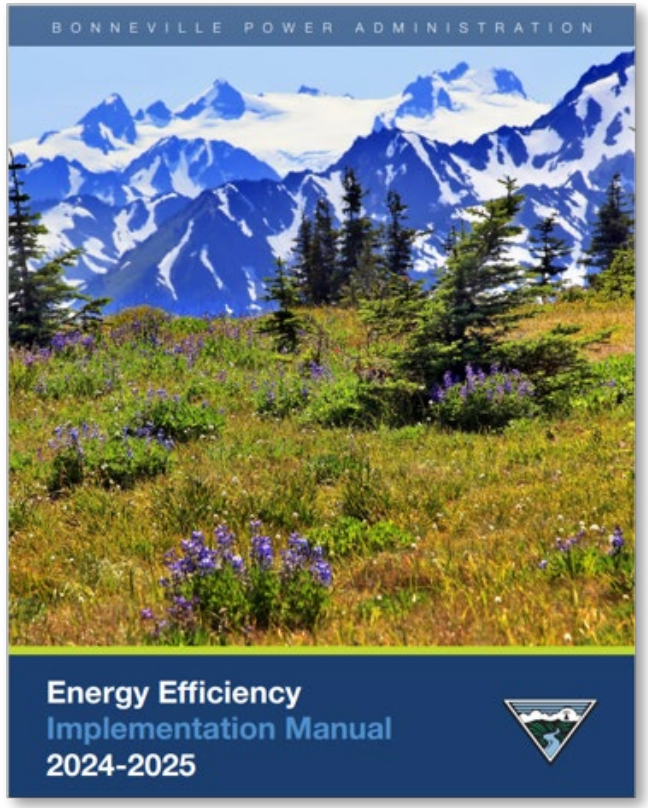

Reconductor-Transformer (RT) Calculator: Program in BEETS

What is it?

- Streamlined process for these two measures, an alternative to custom project submittal.
- Project support document files can be attached to the calculator (all in 1 file).
- More automated data entry fields.
- Can handle up to 6 transformer and 6 reconductor measures in 1 file.

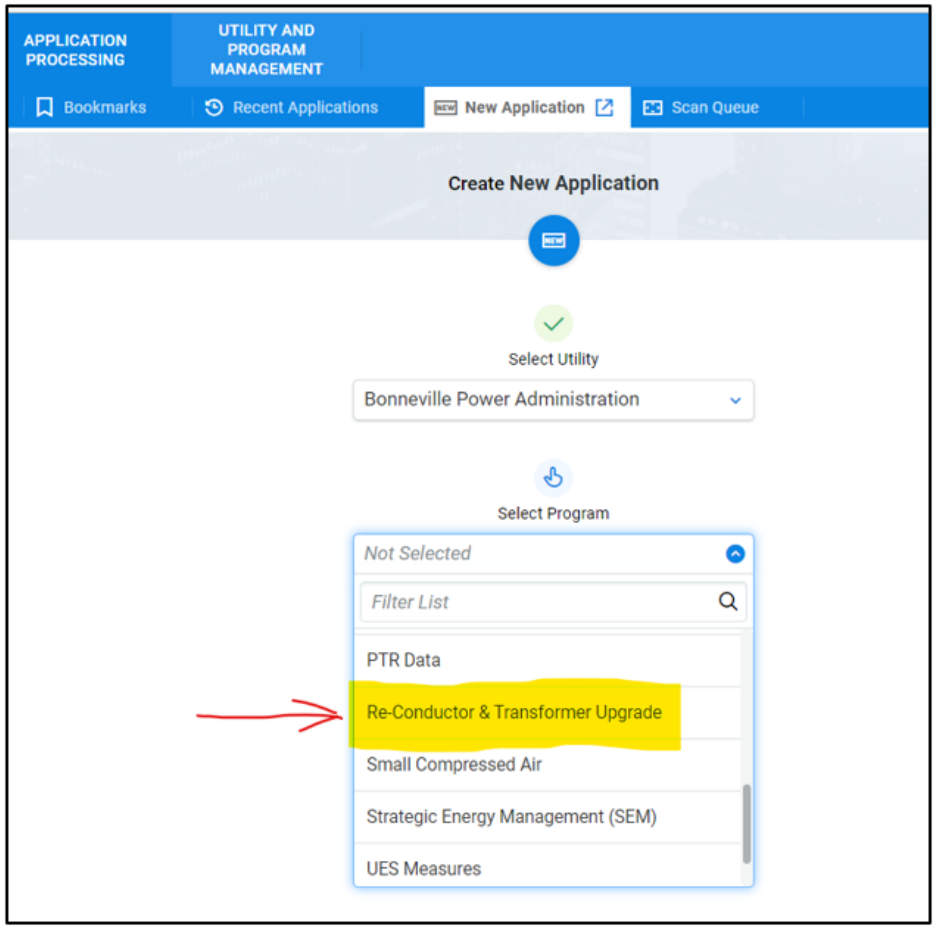

Reconductor Measures may also be Custom Projects

- Complex reconductor projects can-not be addressed via RT Calculator.
- We leverage Load-Flow models executed by utility engineers or consultants.
- Outputs from the model (Peak kW Loss) are used to calculate Energy Savings.
- Tony Koch prepares the Custom Project details and enters into BEETS.

Utility Project Submittals in FY26

	FY26 Utility Distribution Projects Entered in Beets as:	Measure Type	Annual Savings (kWh/Year)
Benton REA	Re-Conductor & Transformer	Reconductor	454,243
Fall River	Re-Conductor & Transformer	Reconductor	726
Inland	Re-Conductor & Transformer	Reconductor	314,614
Lower Valley	Re-Conductor & Transformer	Reconductor	1,232
Mason 3	Re-Conductor & Transformer	Reconductor	204,892
Okanogan PUD	Re-Conductor & Transformer	Power Transformer Replacement	306,317
Oregon Trail	Re-Conductor & Transformer	Reconductor	50,009
Ravalli County	Re-Conductor & Transformer	Reconductor	6,922
Skamania	Re-Conductor & Transformer	Reconductor	269,312
Snohomish	Custom Projects Option 2	Reconductor	35,674
South Side	Re-Conductor & Transformer	Reconductor	258,847
Vera	Re-Conductor & Transformer	Power Transformer Replacement	93,434
Vigilante	Re-Conductor & Transformer	Reconductor	39,869
		Total (kWh/year)	**2,036,091**
		aMW	**0.23**

CVR Projects In Flight

- Clallam PUD
- Lower Valley Energy
- Benton PUD







Clallam PUD

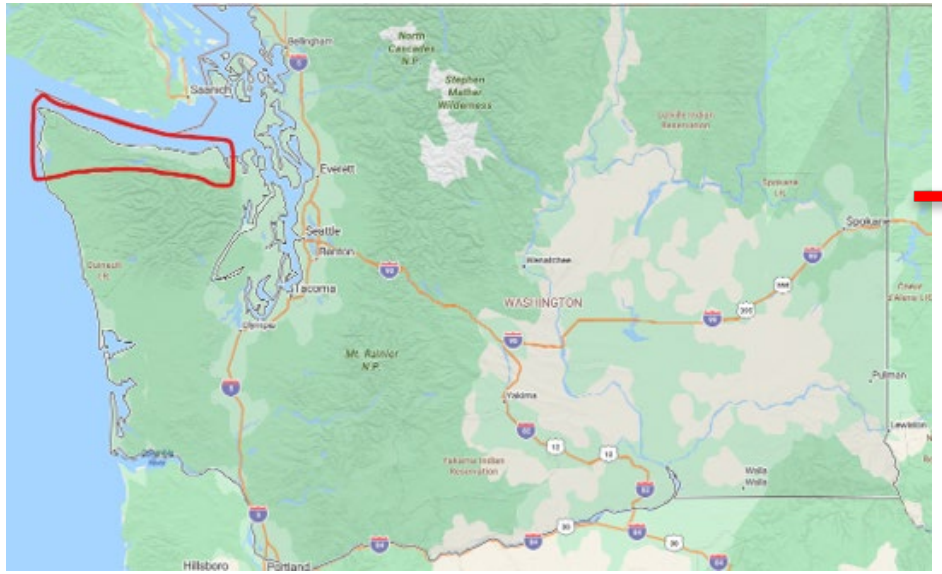

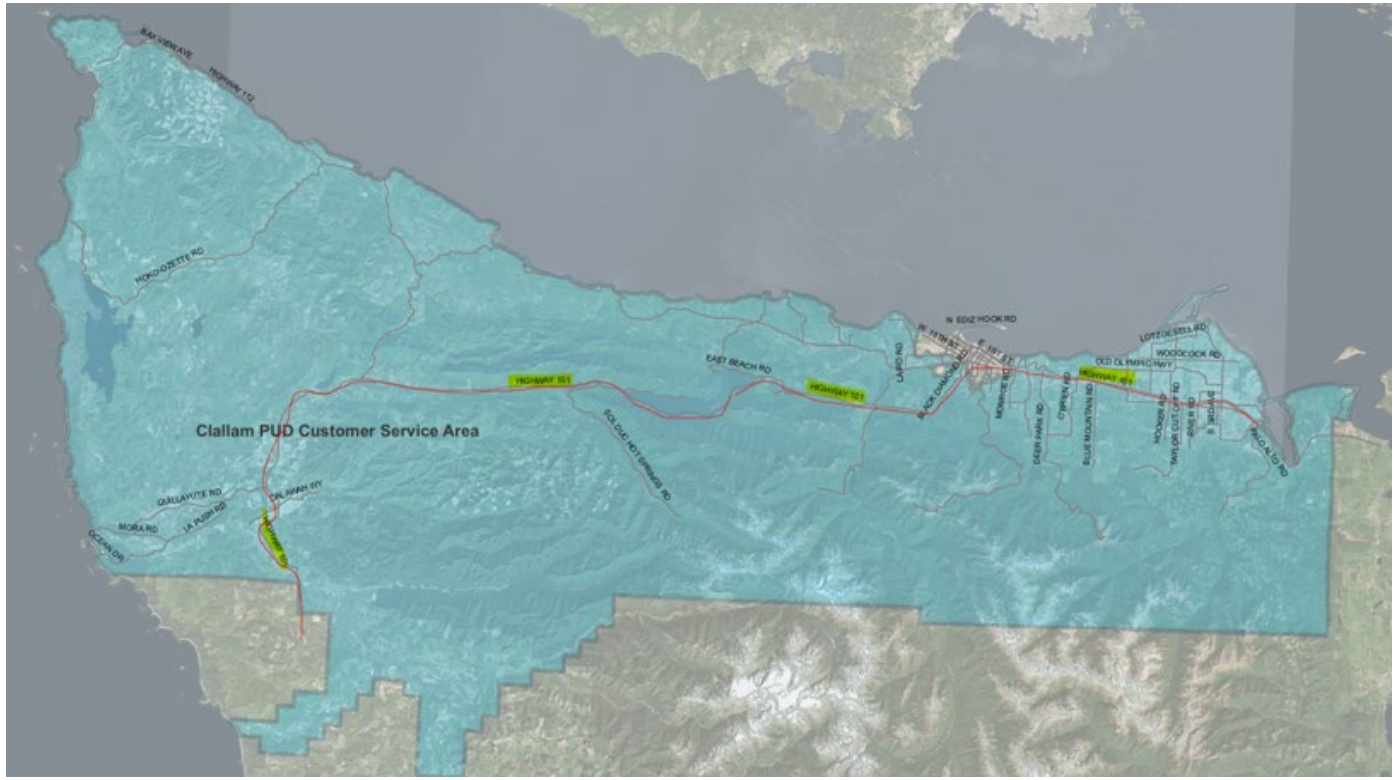

Serves 30,000 customers. Including 4 sovereign tribes. Total load of 80 aMW

Clallam PUD: Deploying CVR Projects with AMI Data

- Clallam has traditionally implemented CVR using Primary near end of line voltage
- The PUD is currently in CVR-factor data gathering for two substations
- CVR-factor calculation relies on turning the CVR voltage setting On and Off on a daily-basis. A CVR-factor is calculated, usually using ~6 months of daily On / Off data, for a specific substation, and reflects the native load of the substation
- Two substations scheduled to book energy saving in FY27:
  - Total of: **~800,000 kWh/year** **$265,00 EEI**
- The following page illustrates some different CVR operating modes

Substation and Feeder Voltage: with and without CVR

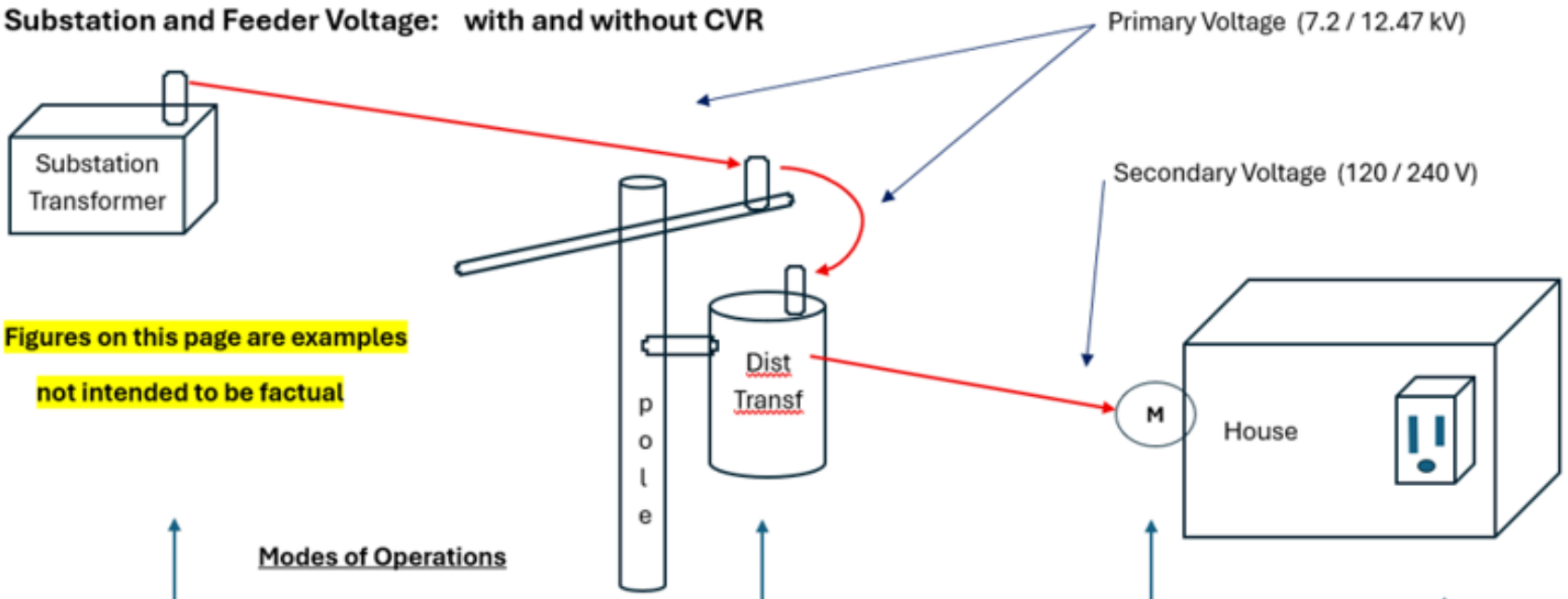

Figures on this page are examples

not intended to be factual

Modes of Operations

Max: 126 V	**ANSI C.84.1 Max & Min**	**Min: 114 V**	**Min: 110 V**
122 – 124 V **123 Avg**	**Typical non-CVR operation**	**121 – 122 V** **121 Avg**	**120 – 122 V** **120 Avg**
120 Avg	**2-3V Reduction CVR target: 118 EOL** Uses radios to communicate EOL voltage to sub	**117 Avg**	**116 Avg**
118 Avg	**4-5V Reduction CVR with AMI voltage feedback** Eliminates the need for EOL radios	**115 Avg**	**114 Avg**

Annex B

Illustration of Voltage Ranges of Table 1

Figure B1 shows the basis of Range A and Range B limits of table 1. The limits in table 1 were determined by multiplying the limits shown in this chart by the ratio of each nominal system voltage to the 120V base. [For exceptions, see note (c) to Figure B1.]

A technique commonly called Conservation Voltage Reduction (CVR) is sometimes used for energy and or demand reduction. Determination of the value of CVR is beyond the scope of this Standard. However, it is recommended that the application of CVR should be limited to voltages in Range A for normal operation. Range B should be reserved for emergency, infrequent operation. CVR systems should not be designed to operate below Range B for any condition.

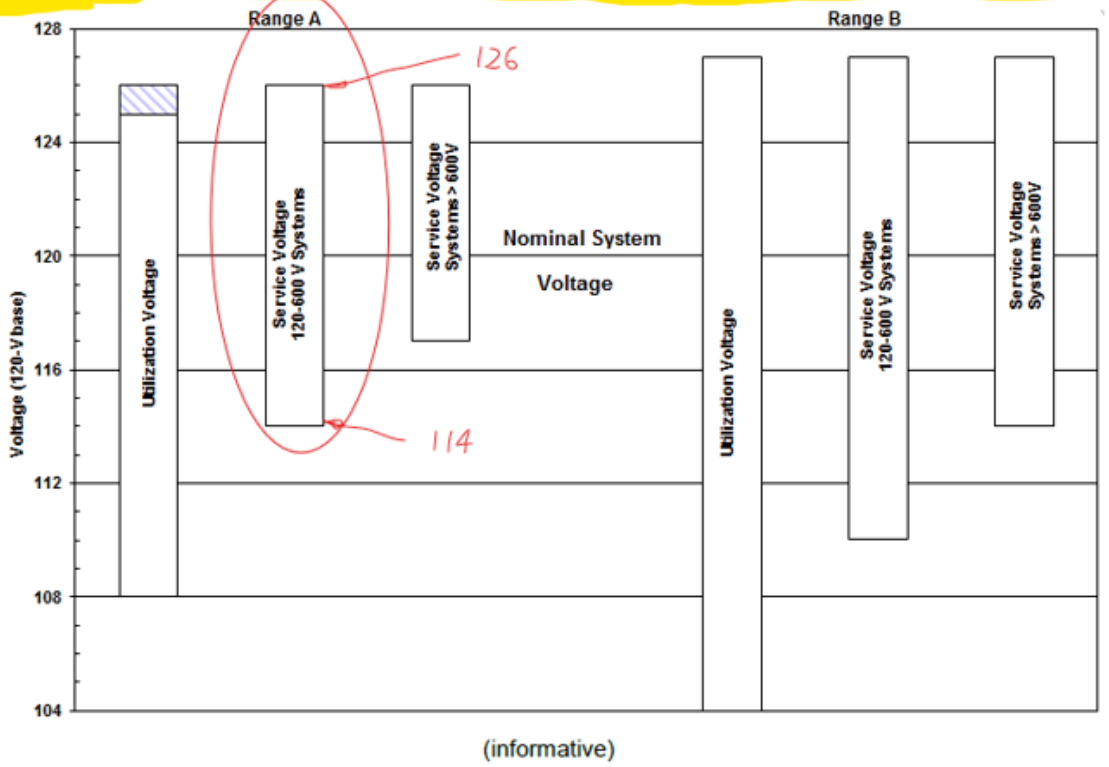

(informative)

Figure B1

Lower Valley Energy

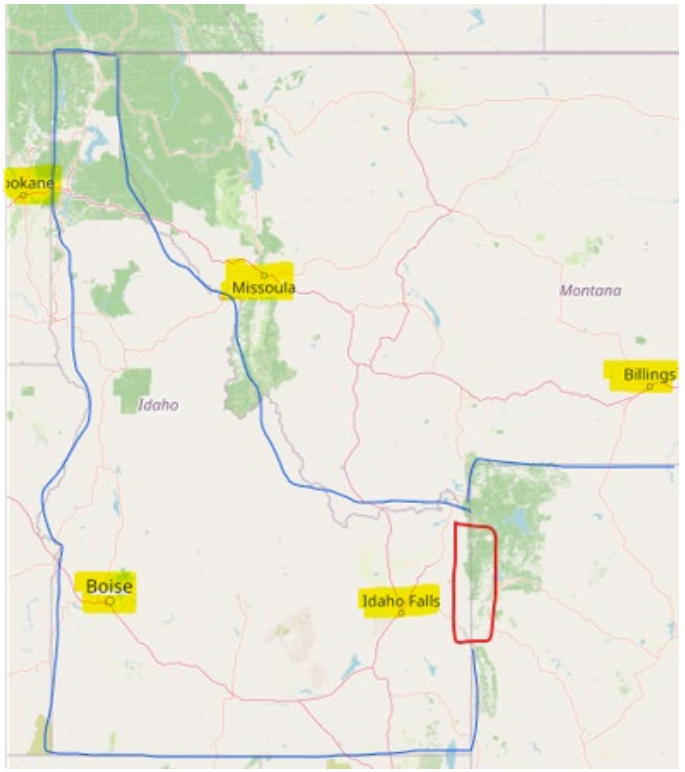

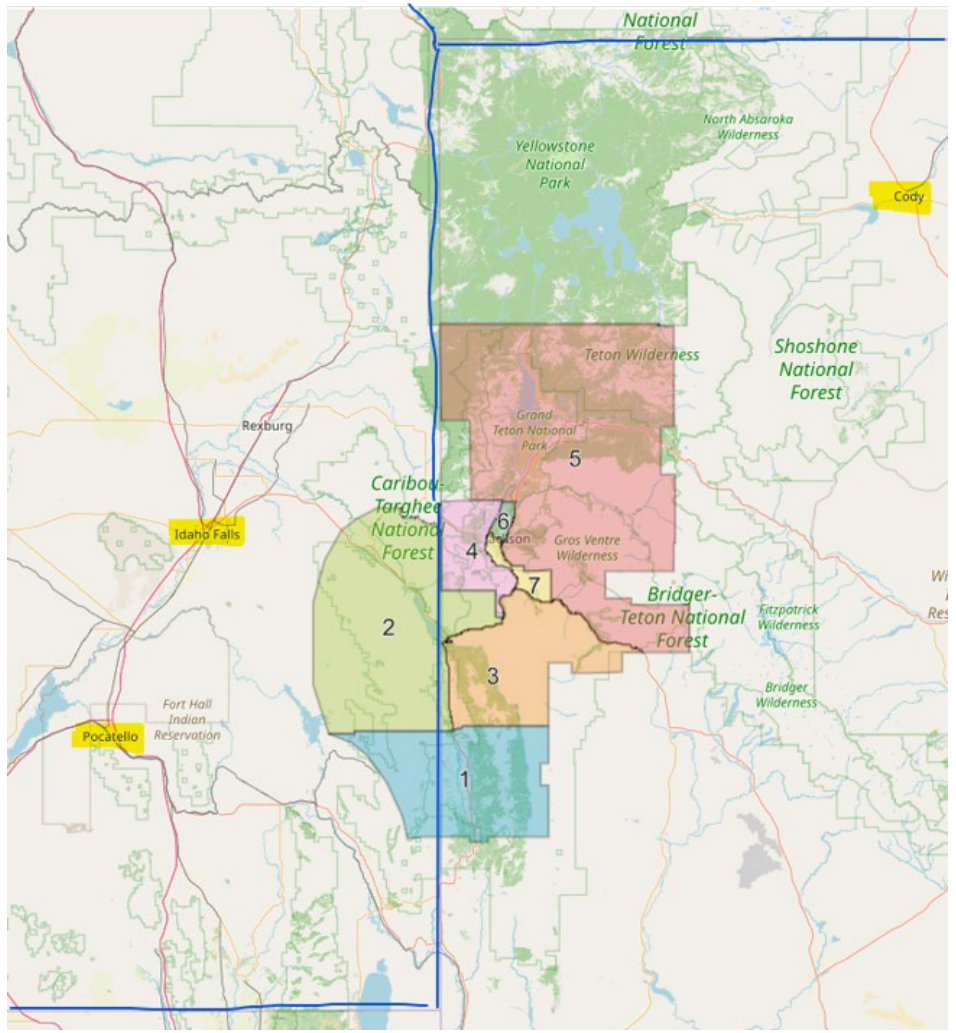

Serves 36,000 customers. Total load of 116 aMW

Lower Valley Energy: Seasonal, System-Wide CVR Project

- Total service area: 17 substations
- Run CVR on all substation but one (due to an industrial load)
- Deploy approximately a 2% voltage reduction: April – October
  - Operate normal (baseline) voltage November - March
- Estimated energy savings: **4,000,000 kWh/year (0.46 aMW) $1,300,000 EEI**

Utility Distribution: New Opportunities Guide

A marketing document to share with other staff…

https://www.bpa.gov/-/media/Aep/energy-efficiency/utility-toolkit/uds-nog.pdf

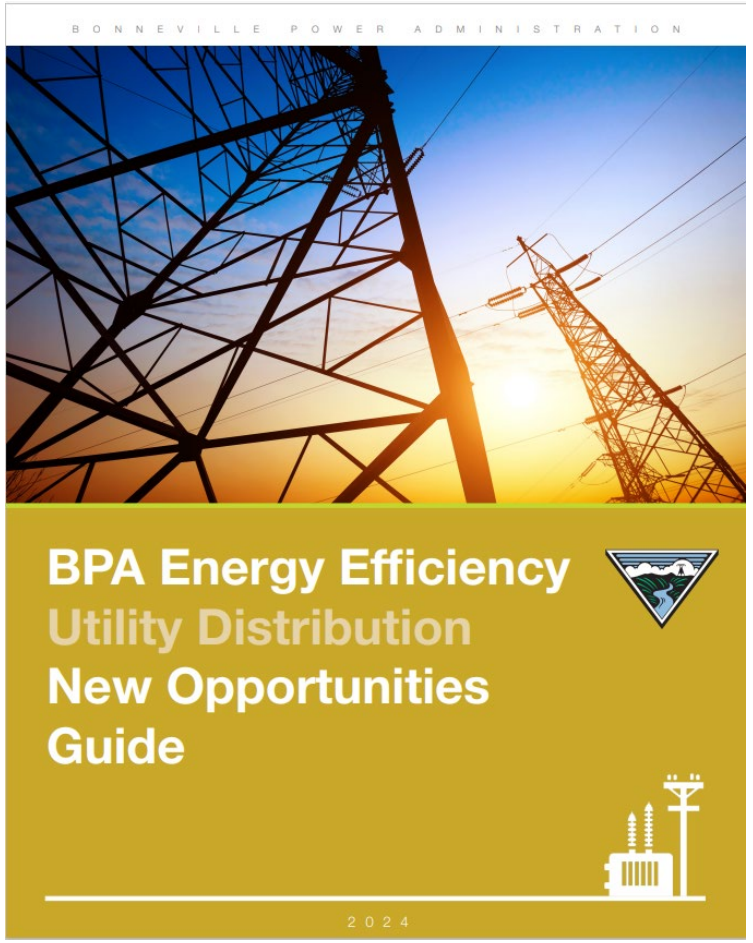



Contact Info for Technical Customer Service Support

Tony Koch, PE, CEM

Mechanical Engineer

jakoch@bpa.gov

206.220.6777

Questions?

- Thank you ☺

Break

30 minutes



Northwest Energy Efficiency Alliance &
Regional Technical Forum

Phillip Kelsven

Energy Conservation Account Executive & NEEA Liaison



Northwest Energy Efficiency Alliance (NEEA)

- NEEA is a non-profit organization funded by over 140 utilities that works to transform markets for energy efficient products and practices.
- BPA is NEEA's biggest funder along with most of the Investor Owned Utilities in the region.
- NEEA accounts for about 25% of BPA's conservation savings in recent rate periods at a much lower per kWh cost than BPA programs.
- NEEA is governed by a Board of Directors made up of NEEA funders.
- There are several NEEA committees that also guide NEEA's activities.



How NEEA Operates

- NEEA works upstream with manufacturers, distributers, retailers, trade associations, code officials, architects, and others in supply chains to transform markets.
- NEEA claims savings by conducting program evaluations that prove out NEEA's influence by documenting program activities and collecting market data.

NEEA's Portfolio – Residential

- Advanced Heat Pumps
- Dual Fuel HVAC
- Heat Pump Water Heaters
- Retail Product Portfolio



Commercial & Industrial

- Advanced Commercial Water Heating
- DOAS
- Efficient Fans
- Extended Motor Products
- Luminaire Level Lighting Controls



Specially Funded Projects

- End Use Load Research
- Commercial Whole Building
- Load Flexibility



Research and Evaluation

- NEEA conducts research and evaluation for market intelligence and savings estimation.
- Some of this research requires utility coordination and contacting utility customers and contractors.
- NEEA notifies BPA (ECAEs) of future research activity that touches utilities or their customers.
- NEEA notifies utility contacts of research that will touch end use customers and allow for opt outs.

Regional Technical Forum (RTF)

- The RTF is a committee of the Power Council since 2000.
- 29 voting members.
- Standardizes measure development, specifications, protocols.
- Most of BPA's UES measures are developed by RTF.
- BPA generally adopts RTF measures and updates.



Regional Technical Forum

RTF Recent and Upcoming Activity

- Updating and developing new Air Source Heat Pump measures.
- In September updated smart thermostat savings to 0 savings.

RTF Participation

- RTF are public meetings, open to utility participation.
- The voices of utilities can be effective at influencing RTF votes.
- Consider calling into a future meeting and respond to BPA calls to action.

Questions?

- Thank you ☺

Utility Roundtable

Part 2





Let's Hear From You!

- Successes
- Barriers
- Goals
- How can we help?

Wrap Up!

EFX

Surveys



Efficiency Exchange 2027

Save the date for EFX27 in Wenatchee, WA, May 18–19, 2027



Exit Survey

BONNEVILLE POWER ADMINISTRATION

Bonneville
POWER ADMINISTRATION

Adjourn – Safe Travels

THANK YOU!

