Bonneville
POWER ADMINISTRATION

IDAHO, NEVADA, WYOMING UTILITY ROUNDTABLE

Welcome to Day One!

October 21-22, 2026

Welcome and Introductions

- Bonneville Power Administration
- And our attendees, please share:
  - Name and Utility/Organization
  - Role in energy conservation and how long you've been working in energy conservation

Housekeeping

- Thank you to **Chris Seibold** from **United Electric Co-Op** for the food and beverages.
- Thank you to the **Best Western Plus Burley Inn and Convention Center**!
- Safety Moment
- Surveys



United Electric Co-Op presenting a rebate to High Desert Milk.

[Partnership Pays Off – United Electric Co-op, Inc]

Be Thinking About



- Successes
- Barriers
- Goals
- How can we help

The State of BPA Energy Conservation

Melissa Podeszwa

Energy Conservation Program Marketing Supervisor



State of the Organization – Leadership Updates

- Agency Level
  - Welcome to new Administrator, Travis Kavulla
- Conservation Department Management
  - Melissa Podeszwa: Manager, Program Marketing
  - Jonathan Belmont: Manager, Internal Operations
- Guiding Focus: Core mission remains consistent; dedicated internal and regional support for all customers.

Northwest Power and Conservation Council – 9th Power Plan

- Proposed Council Change:
  - Bifurcated targets: ID/MT vs. OR/WA
- BPA's Concerns:
  - Would eliminate key measures in ID and MT while raising targets across all four states
  - Conflicts with BPA's principle of providing an equitable, consistent portfolio to all customers
  - Adds multi-million dollar administrative complexity with limited incremental value

The 9th Northwest Regional Power Plan

BPA Resource Program & Operational Action Plan

- Operational Action Plan:
  - Uses the Council's Plan as a baseline, filtered through implementation practicality and customer need
  - Historical alignment at the high level, with flexibility at the program/measure level
- BPA Resource Program Study:
  - Internal resourcing assessment reflecting BPA-specific system needs
  - Study completion targeted for the end of next year (2027)
  - Collaborative course corrections will be made if needed

Conservation Post-2028 (Contract Renewal)

- Upcoming Contract Alignment:
  - Transition to the post-2028 Long-Term Power Sales Agreement requires revising and renewing Energy Conservation Agreements (ECAs)
- Overall Direction:
  - **Status Quo Foundation:** The core structure of the conservation program will remain steady
  - **Continuous Improvement:** Internal workgroups are reviewing incremental enhancements
  - **Customer Engagement:** Workgroup concepts will be shared for customer input as they mature

Tentative Energy Conservation Post-2028 Timeline

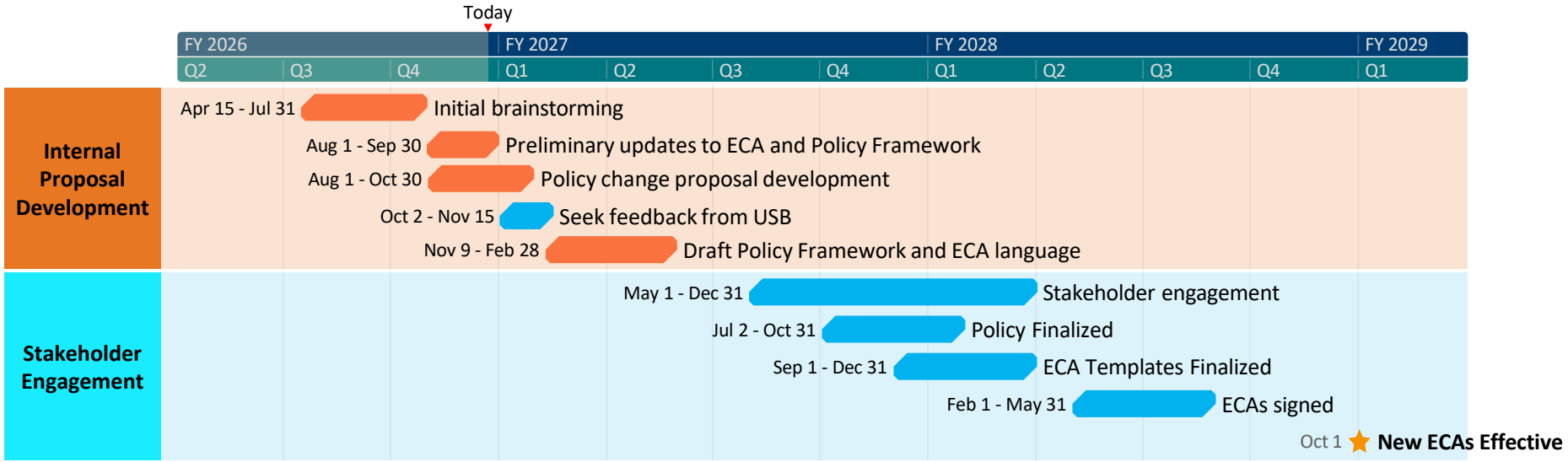

Predecisional. For discussion purposes only.

Conclusion & Discussion

- Key Takeaway: Ongoing commitment to delivering a valuable, reliable resource for the region
- Open Discussion/Q&A:
  - Questions and general program feedback

Questions?

- Thank you ☺

Rate Period-to-Date Progress

Kathy Yi

Energy Conservation Account Executive



BPA EC Objectives



1

Acquire energy conservation savings that provide the greatest power resource benefits for the region.



2

Meet BPA's share of the energy conservation goals established in the 8th Power Plan and prioritize cost-effective measures.



3

Offer a broad suite of measures that supports **all** BPA customers and their rate-payers in all sectors and demographics.

Fiscal Year 2026 Wrap Up/Look Ahead

- ✓ FY 2026-2027, BPA's goal is 90 aMW
- ✓ In FY 2026, BPA's goal was to achieve 35 aMW. Tentatively acquired 40.56 aMW.
- ✓ BPA remains on track to meet its 300 aMW energy conservation goal for the current 2022-2027 Action Plan period!



Budget Period 2026 Savings by Sector

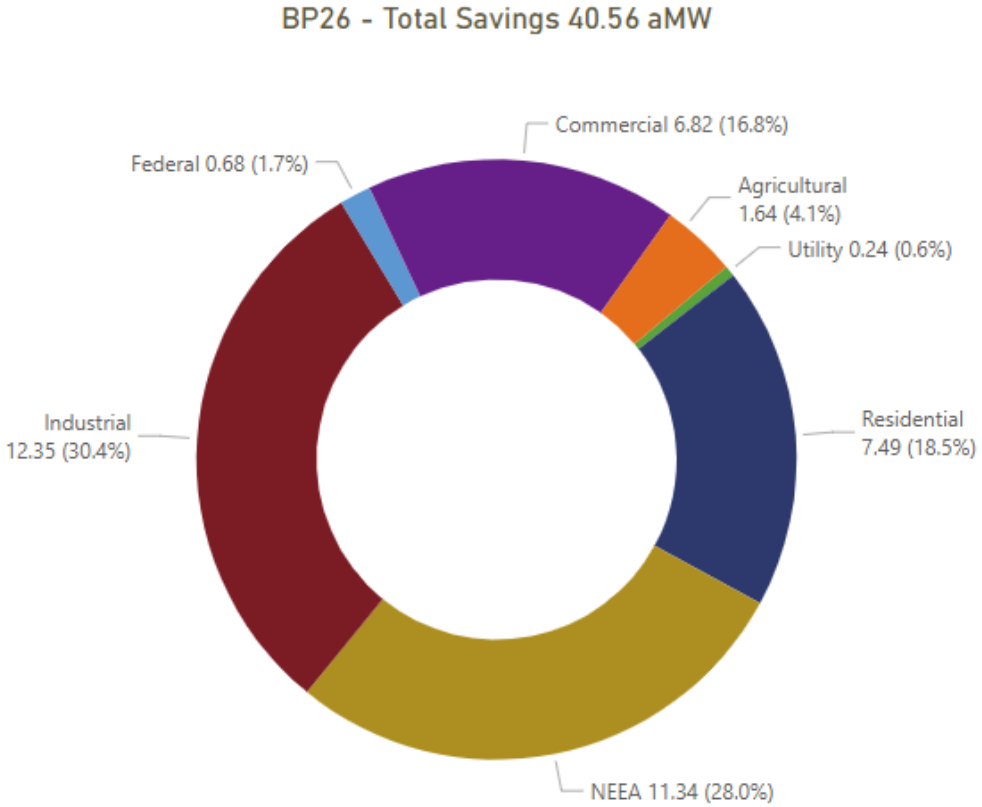

BP 24 vs BP 26 – Year 1 Savings



13.7% Change Increase

BP 24 vs BP 26 – Year 1 Invoiced

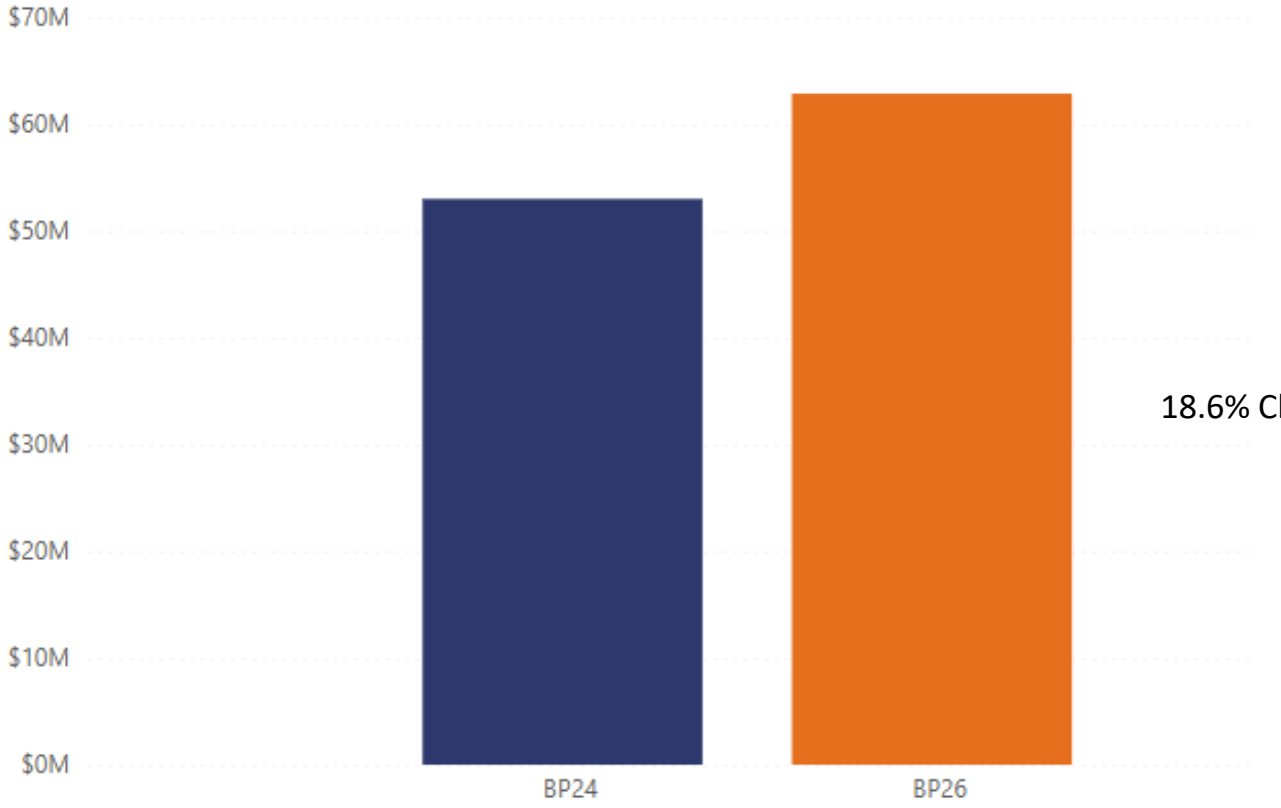

18.6% Change Increase

ID/NV/WY - BP 24 vs BP 26 – Year 1 Saving

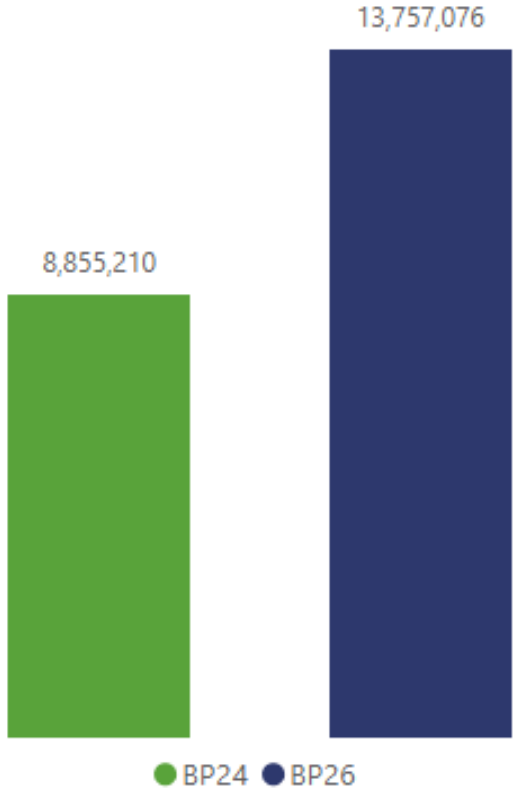

54.5% Change Increase

ID/NV/WY - BP 24 vs BP 26 – Year 1 Invoiced

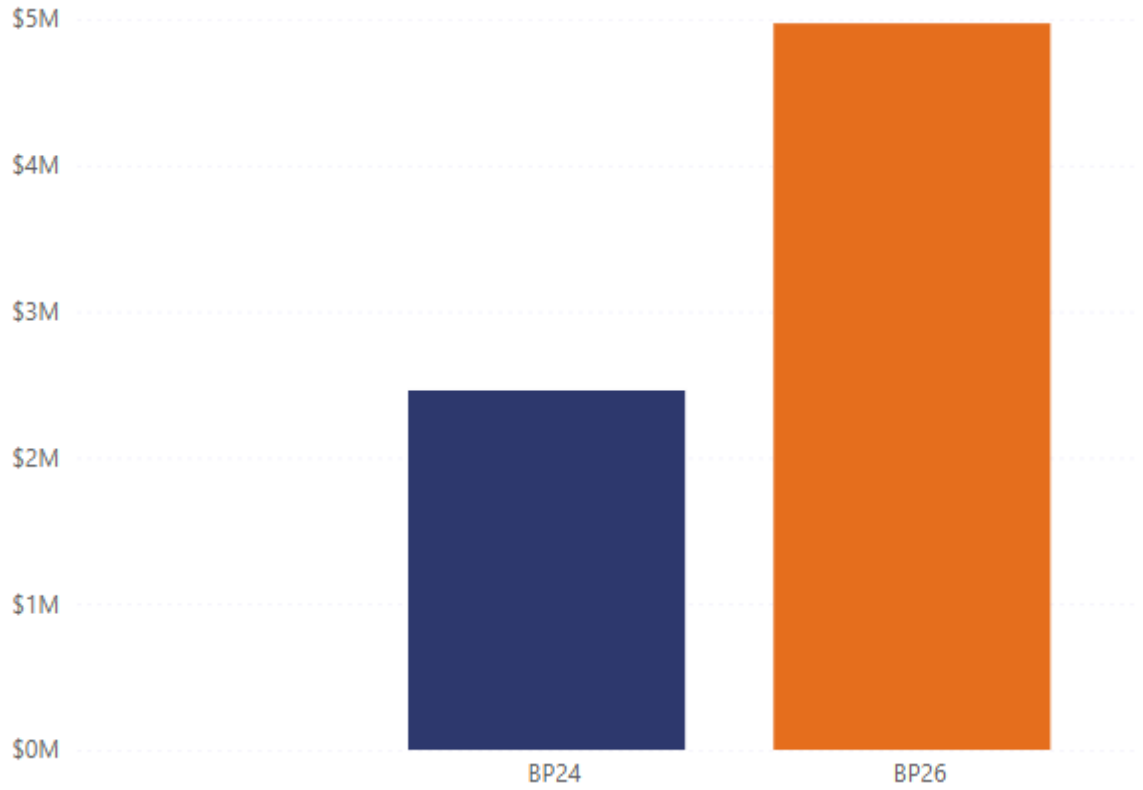

102% Change Increase

ID/NV/WY – BP 24 vs BP 26 Savings by Sector

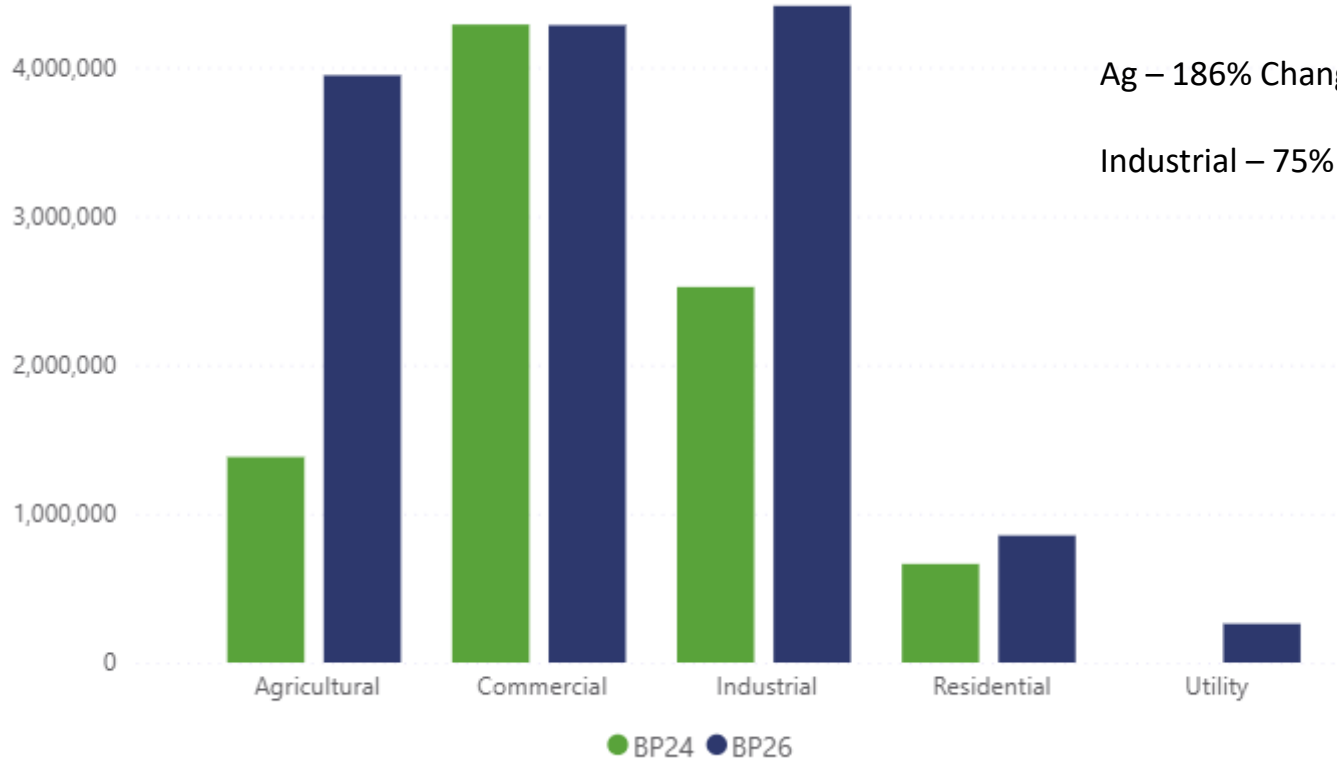

Ag – 186% Change Increase

Industrial – 75% Change Increase

Questions?

- Thank you ☺

Residential Sector



Residential Agenda

- New Measures
- Comfort Ready Home Contract
- Comfort Ready Home

New Measures

Kathy Yi

Energy Conservation Account Executive



New Measures as of October 1

- Induction Cooktops and Ranges
  - Must be ENERGY STAR®-Certified
  - BPA Payment $27





New Measures as of October 1

- Room Heat Pumps
  - Must be on the Qualified Product List
  - Existing homes and structures
  - BPA Payment $300-600
  - Two New Residential HVAC Measures Effective Oct. 1 Presentation slides



New Measures as of October 1

- Advanced Centrally Ducted Heat Pumps
  - Based on BPA High-Performance High-Capacity Heat Pump Field Study Report
  - BPA Payment $800-$2,900
    - Existing versus new construction
    - Conversion versus upgrade
    - CEE Tier 1 vs. Tier 2 vs. Tier 3
  - Two New Residential HVAC Measures Effective Oct. 1 Presentation slides



Questions?

- New Measures
- Current Offering
- Questions for your peers
- Survey Question(s)
  - Vinyl windows

Comfort Ready Home Contract

Melissa Podeszwa

Energy Conservation Program Marketing Supervisor



Comfort Ready Home

- Old Comfort Ready Home Contract
  - Ended May 31, 2026
  - Overall Program Goals
    - Increase regional engagement
    - Develop resources
    - Increase regional satisfaction with residential measures
  - These goals carry over to new contract



Comfort Ready Home

- Accomplishments in 2025 and 2026
  - 11 in person workshops completed
  - 464,000 YouTube views
  - Duct sealing training resources developed and implemented
  - 61 participating contractors added for 575 total

Comfort Ready Home

- New Comfort Ready Home Contract
  - Started June 1, 2026
  - Upcoming focus areas
    - Spanish versions of most popular trainings and resources
    - Resources to increase installation quality and/or DIY
    - Increase capacity for home energy assessments, including self-assessment

Questions?

Thank you ☺

Comfort Ready Home

Brian Bennett

Field Specialist



ComfortReady HOME

Real Comfort. Real Savings. Real Smart.

Supporting BPA Utilities

Outreach to support the use of rebate measures

Brian Bennett, Field Specialist

October 21, 2026

Maximizing Participation

ComfortReady HOME

1. **Support & Training**
   What does this look like
2. **Contractor Participation**
   Process demystification and practical tools provided through training outreach
3. **Supporting DIY**
   Comfort Ready Home Support materials for the DIYERs
4. **Building a Support Community**
   Identifying key moments or individuals that generate rebate opportunities

ComfortReady HOME

Contractor Training

Demystifying the process and providing useful tools.

Familiarize and teach contractors what rebates are available and what information is needed by the Utility to process the rebate.

Provide examples of sales materials they can use to show their customers the value of participating in the Utilities' rebate program

Conduct Big Picture Group Trainings

Workshops that break the Big Picture down into the individual tasks that are needed to build the Big Picture

Meet the contractors where they are. Experience level and location.



Photo courtesy of US Department of Energy

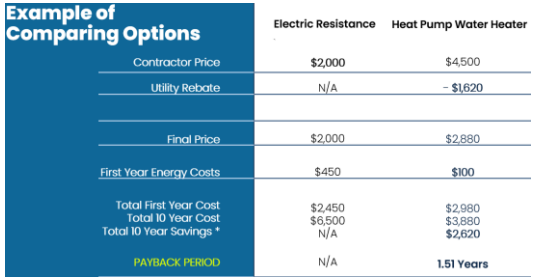





Supporting the Do It Yourselfers

Tools Comfort Ready Home Provides

Comfort Ready Home has a library of YouTube Videos providing information directly to Homeowner's on how to achieve their energy saving goals.

BPA Utilities can point their clients to these resources to help them find solutions to simple problems

Comfort Ready Home is also developing new resources they can present on behalf of the Utility to clients at Home Shows or ECO Fairs such as DIY Heat Pump Water Heater installation.







Photos From Comfort Ready Home YouTube Page

Developing Comfort Ready Home Champions

Comfort Ready Home now has 600 contractors participating in its program, supporting utility services across the region.

Other Areas to explore.

Realtors and Home Inspectors have the potential to serve as valuable partners in expanding awareness of utility rebates to their clients.

The National Association of the Remodeling Industry (NARI) presents an additional valuable opportunity for us to explore.



Photo Courtesy of CHR

ComfortReady HOME

Real Comfort. Real Savings. Real Smart.

Supporting BPA Utilities

Outreach to support the utility rebate measures

Brian Bennett, Field Specialist

October 21, 2026

Questions?

Thank you ☺

Income Qualified

Amy Burke

Income Qualified Lead



Income Qualified (IQ): Year in Review

- ✓ Saw 40% increase in participating utilities compared to FY24 participation, with an improved mix of measures
- ✓ Created two new measures for IQ
- ✓ Improved connections both regionally and nationally
- ✓ Improved tribal outreach and support strategy
- ✓ Transitioned team members, improving cross-training



Discussion

- How many of you offer IQ measures?
- Do you advertise your programs? Why or why not?
- Are you ramping up, ramping down, or just starting your IQ offerings?

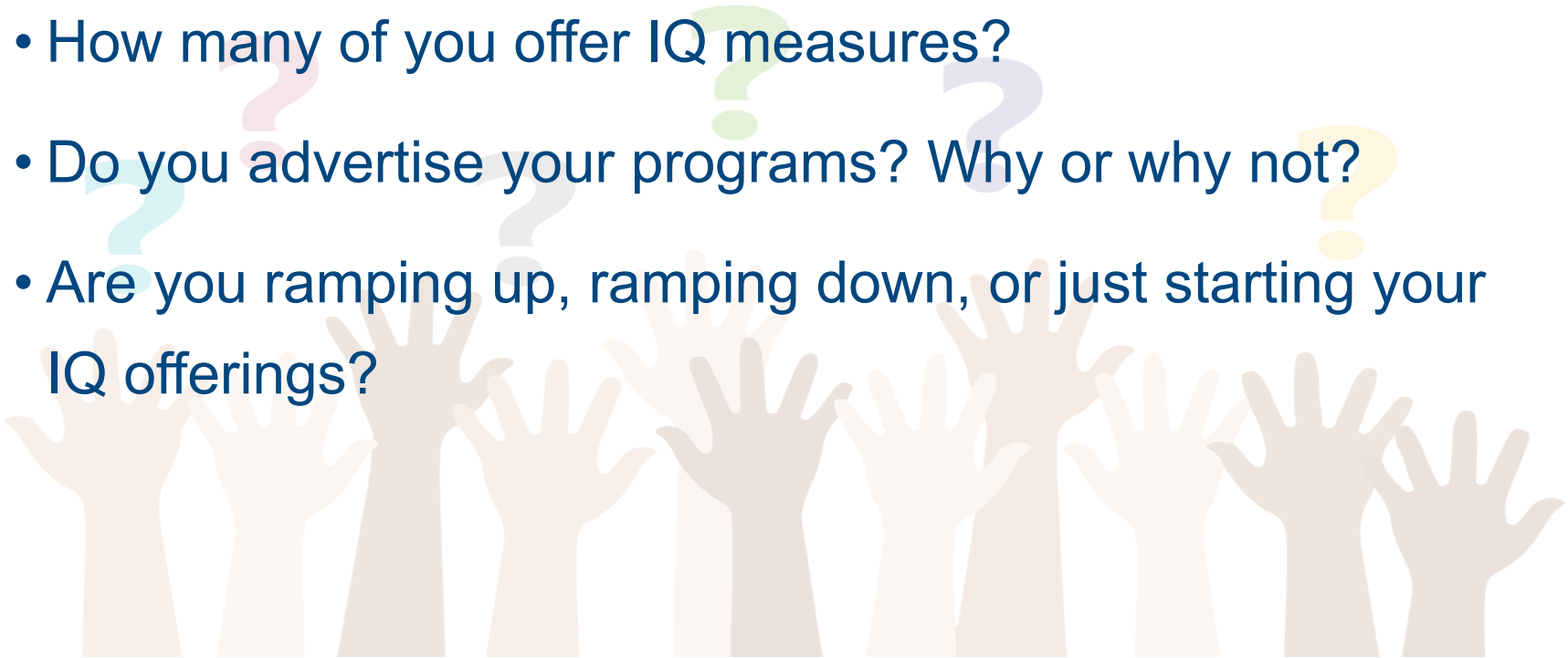

IQ: New Heat Pump Measure!

Room Heat Pumps: Income Qualified (IQ) Option

- Webinar Slides & Overview Flyer
- Two tiers on a **QPL**: CEE Tier 2 & CEE Tier Advanced
- IQ payments are $800 to $2,000
- Savings range from 786 – 2,262 kWh/year
- **Emerging technology!**

New IM callouts…

11.5.2 Room Heat Pump (BPA-Qualified)

Income Qualified Measure Also Available



IQ: New Construction Measure!

Income Qualified Single Family New Construction

- Webinar Slides & Overview Flyer
- Only eligible for **Single Family** in ID, OR, MT, and WA *(not available for WY, NV, or CA at this time)*
- Specifications and savings based on meeting requirements above state code
- ID payments range from **$8,670 to $25,050** / home depending on package
- ID savings range from **4,568 kWh to 10,369 kWh** / home depending on package (first-year savings)



IQ: New Construction Measure!

- Forms and specs posted in the IM Document Library under *Residential - Income Qualified New Construction*
- Lots of exceptional feedback from interviews during development
- Outreach encouraged to building associations and organizations like Habitat for Humanity
- Comfort Ready Home support available



IQ Utility Program Guide

- Updated & published here
- Can find it on the IQ Home and IQ Utility webpage
- New resources and references
- Updated guidance on building relationships
- Contact information for regional Community Action Agencies

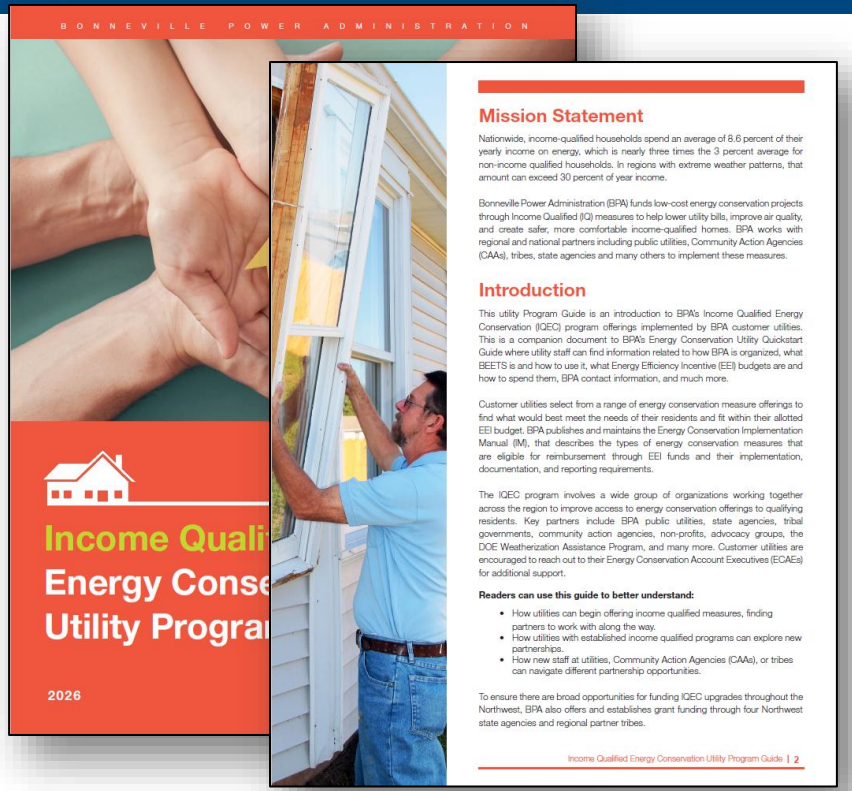

IQ Sample Documents

Example Utility Documents on the IQ Utility webpage under "Additional Documents":

- Community Action Organization Invoice Packets Submitted to Funders
- Inland Power CARE Contractor Agreement
- Lower Columbia CAP Income and Occupancy Statement
- Inland Power CARE Member Agreement (meter usage data)
- Inland Power CARE Member Certification Release and Approval
- Inland Power CARE Subcontractor Agreement
- Cowlitz PUD Income Qualified Weatherization Program Agreement

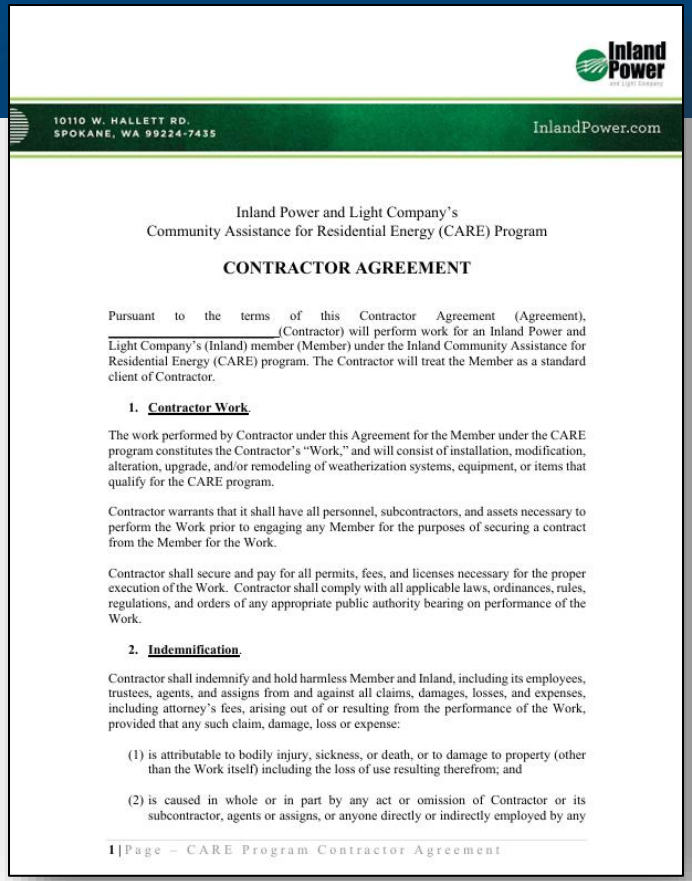

Inland Power

10110 W. HALLETT RD.
SPOKANE, WA 99224-7435

InlandPower.com

Inland Power and Light Company's
Community Assistance for Residential Energy (CARE) Program

CONTRACTOR AGREEMENT

Pursuant to the terms of this Contractor Agreement (Agreement), _____(Contractor) will perform work for an Inland Power and Light Company's (Inland) member (Member) under the Inland Community Assistance for Residential Energy (CARE) program. The Contractor will treat the Member as a standard client of Contractor.

1. **Contractor Work**.

The work performed by Contractor under this Agreement for the Member under the CARE program constitutes the Contractor's "Work," and will consist of installation, modification, alteration, upgrade, and/or remodeling of weatherization systems, equipment, or items that qualify for the CARE program.

Contractor warrants that it shall have all personnel, subcontractors, and assets necessary to perform the Work prior to engaging any Member for the purposes of securing a contract from the Member for the Work.

Contractor shall secure and pay for all permits, fees, and licenses necessary for the proper execution of the Work. Contractor shall comply with all applicable laws, ordinances, rules, regulations, and orders of any appropriate public authority bearing on performance of the Work.

2. **Indemnification**.

Contractor shall indemnify and hold harmless Member and Inland, including its employees, trustees, agents, and assigns from and against all claims, damages, losses, and expenses, including attorney's fees, arising out of or resulting from the performance of the Work, provided that any such claim, damage, loss or expense:

(1) is attributable to bodily injury, sickness, or death, or to damage to property (other than the Work itself) including the loss of use resulting therefrom; and

(2) is caused in whole or in part by any act or omission of Contractor or its subcontractor, agents or assigns, or anyone directly or indirectly employed by any

1 | Page – CARE Program Contractor Agreement

IQ Regional Fall Workgroups

- Goal: Foster more state-specific discussion
- Share-outs and lots of discussion
- EC Announcement will be made
- If these are helpful, plan to host regional IQ workgroups in the fall followed by two general workgroups the rest of the year
- Reach out to aaburke@bpa.gov if you want to be added to our IQ Workgroup mailing list

State	Meeting Date
Oregon	October 29th
Idaho	November 18th
Montana	November 18th
Nevada /Wyoming/ California /Utah	November 19th
Washington	December 2nd

IQ Tribal Grants: New Funding Year

BPA Tribal Energy Conservation Grants

- Non-competitive grants offered directly to tribes for qualifying energy conservation projects.
- Submit a **Priority Application by Oct. 1 to ensure funding** for the following fiscal year.
- Alternatively, submit a **Letter of Intent by Oct. 15**, followed by the **standard application by Nov. 5 and beyond** as funding is available.
- Email ECTribalGrants@bpa.gov for more information.

Scan the QR code to review the BPA Funding Announcement with details of the grant offering and how to apply.

IQ Resources: Reminder

- IQ Webpages: Homepage, Utility Resources, Tribal Resources, & State Resources
- Webinar on How to Start an IQ program (slides and recording)
- Comfort Ready Home Income Qualified Page
- Optional Project Information and Income Verification Form
- Income Qualified Repair Cost Reference Table, grouped by associated measure types

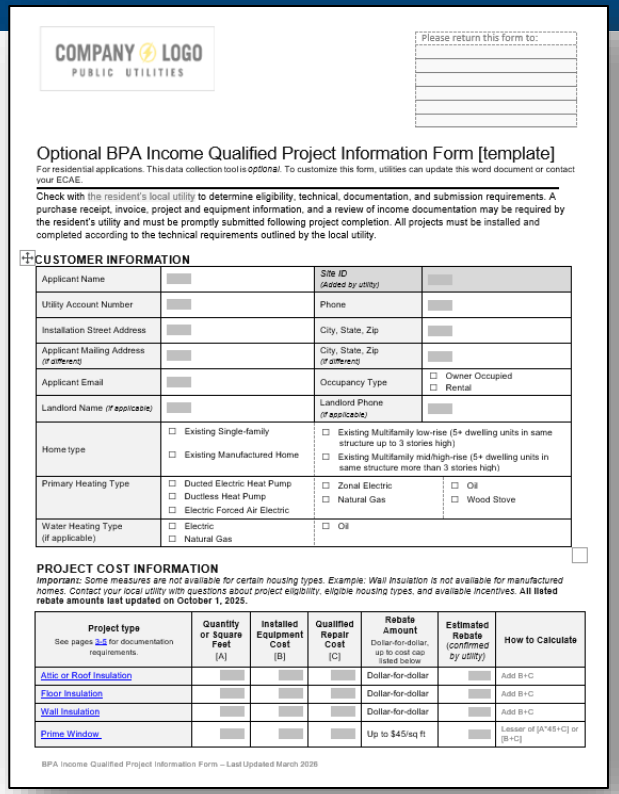

COMPANY LOGO
PUBLIC UTILITIES

Please return this form to:

Optional BPA Income Qualified Project Information Form [template]

For residential applications. This data collection tool is *optional*. To customize this form, utilities can update this word document or contact your ECAE.

Check with the resident's local utility to determine eligibility, technical, documentation, and submission requirements. A purchase receipt, invoice, project and equipment information, and a review of income documentation may be required by the resident's utility and must be promptly submitted following project completion. All projects must be installed and completed according to the technical requirements outlined by the local utility.

CUSTOMER INFORMATION

Applicant Name		*Site ID (Added by utility)*	
Utility Account Number		Phone	
Installation Street Address		City, State, Zip	
Applicant Mailing Address *(if different)*		City, State, Zip *(if different)*	
Applicant Email		Occupancy Type	☐ Owner Occupied ☐ Rental
Landlord Name *(if applicable)*		Landlord Phone *(if applicable)*	
Home type	☐ Existing Single-family ☐ Existing Manufactured Home	☐ Existing Multifamily low-rise (5+ dwelling units in same structure up to 3 stories high) ☐ Existing Multifamily mid/high-rise (5+ dwelling units in same structure more than 3 stories high)	
Primary Heating Type	☐ Ducted Electric Heat Pump ☐ Ductless Heat Pump ☐ Electric Forced Air Electric	☐ Zonal Electric ☐ Natural Gas	☐ Oil ☐ Wood Stove
Water Heating Type (if applicable)	☐ Electric ☐ Natural Gas	☐ Oil	

PROJECT COST INFORMATION

Important: Some measures are not available for certain housing types. Example: Wall insulation is not available for manufactured homes. Contact your local utility with questions about project eligibility, eligible housing types, and available incentives. **All listed rebate amounts last updated on October 1, 2025.**

Project type See pages 3-4 for documentation requirements.	Quantity or Square Feet [A]	Installed Equipment Cost [B]	Qualified Repair Cost [C]	Rebate Amount Dollar-for-dollar, up to cost cap listed below	Estimated Rebate *(confirmed by utility)*	How to Calculate
Attic or Roof Insulation				Dollar-for-dollar		Add B+C
Floor Insulation				Dollar-for-dollar		Add B+C
Wall Insulation				Dollar-for-dollar		Add B+C
Prime Window				Up to $45/sq ft		Lesser of [A*45+C] or [B+C]

BPA Income Qualified Project Information Form – Last Updated March 2026

Discussion!

- What are your easiest and what are your hardest IQ measures to implement and why?
- Are there any specific challenges with other state or national programs that you're leveraging?
- What can we do to help?



Thank you for all the work you do in your communities for your residents. It makes a difference!

Questions?

- Survey Question(s)
  - Washers and dryers and maintaining privacy and dignity

Utility Spotlight: City of Minidoka





Utility Spotlight: City of Minidoka

December 2024

Direct Fund Distribution dollars awarded

January 2025-May 2025

Work on microgrant to cover administrative costs.

June 2025

Outreach and recruitment

December 2024

Initial communications with South Central Community Action Partnership/Home Energy Management LLC

May 2025

HEM attend first monthly meeting with City Council

August 2025

Work on three homes

Utility Spotlight: City of Minidoka

- Project 1
  - Homeowner – single family
  - Non-electrically heated
  - Heat pump water heater, ENERGY STAR washer and dryer
- Project 2
  - Renter – single family
  - Air source heat pump, windows, attic, floor and duct insulation
- Project 3
  - Renter – manufactured home
  - Air source heat pump, windows, patio door, air sealing, floor and duct insulation



Commercial & Industrial Sectors



Commercial & Industrial Agenda

- Trade Ally Network Northwest (TANNW)
- Online Lighting Calculator (OLC)
- Energy Smart Industrial (ESI)
- Strategic Energy Management (SEM) for K-12 Schools

TRADE ALLY NETWORK NW
Building Success Together

Energy Smart Industrial

C&I Program Updates

Eric Mullendore

Commercial & Industrial Sector Lead



Trade Ally Network Northwest (TANNW)

- Evergreen Energy Partners is supporting the Trade Ally Network NW program effective 10/1/2026.

- Field specialists will be developing account plans in Q1 and Q2 FY27.



TANNW Scope

Primary focus on project implementation support:

- Online Lighting Calculator
- Field activities
- Opportunity Knocks outreach events

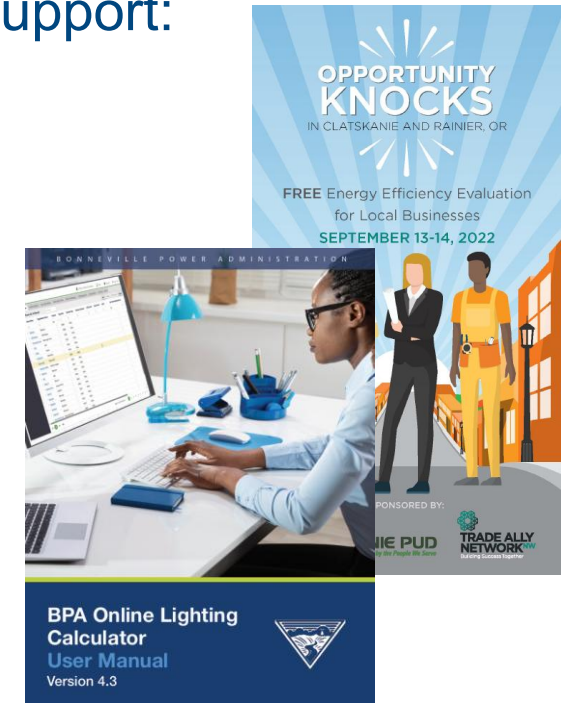

TANNW Scope

Marketing and Outreach:

- Field Guide
- Newsletter
- Trade Ally Recruitment



Online Lighting Calculator (OLC)

MINT release 1656

- Optional upgrade that addresses a variety of non-critical bugs
- Currently undergoing BPA testing
- Targeting October release

OLC Resources

- Training Videos
  - Decommissioning Measures
  - New Construction Projects
  - Non-standard Measure Review

- User Manual Version 4.3 (July 2026)

Energy Smart Industrial (ESI)

Finding efficiency more efficiently

• 8.7.5 Efficient Pumps	$0.33 / kWh
• 8.7.6 Variable Frequency Drive for Pumps	$180 / hp
• 10.4.2 Small Compressed Air Systems	$0.33 / kWh
• 10.4.4 Variable Frequency Drive for Industrial Fans (NEW)	$260 / hp



ESI Marketing Campaign

Purpose

Increase awareness of pump system improvement opportunities and connect interested audiences to ESI resources that support practical next steps.

Campaign approach

- Use search intent to reach audiences already looking for pump solutions.
- Offer a clear resource: the Pump System Efficiency Guide.
- Provide a simple path to connect with ESI team.

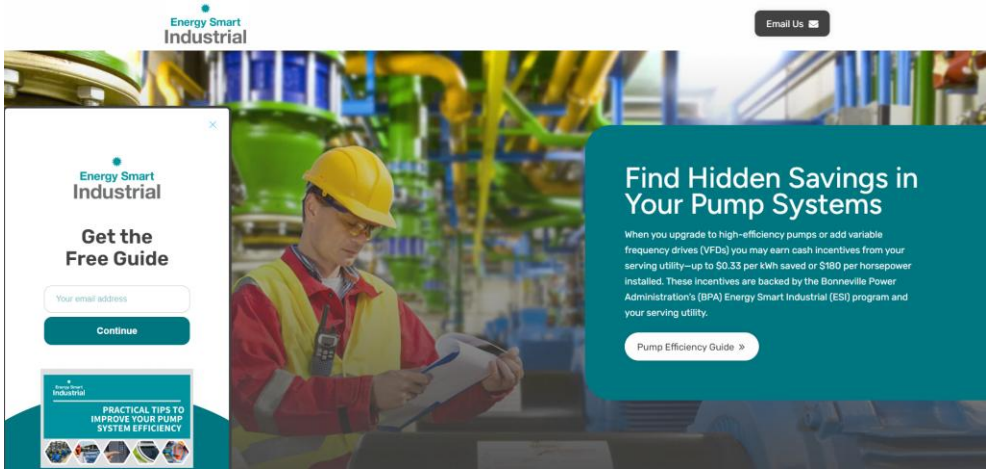

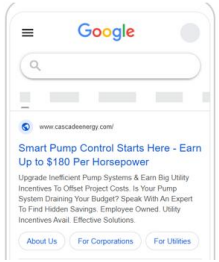

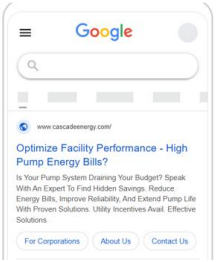

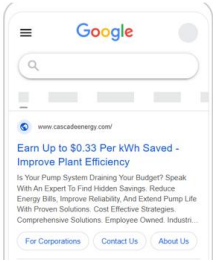

Early Campaign Results

4,552
campaign impressions

7.25%
click-through rate



Campaign Performance

Campaign	Ad Group	Publisher	Impressions	Clicks	CTR
Energy Smart Industrial	Energy Smart Industrial	Bing Ads	1,637	231	14.11%
Energy Smart Industrial	Energy Smart Industrial	Google Ads	2,915	99	3.40%
GRAND TOTAL			4,552	330	7.25%

Takeaway

The campaign is generating visibility of ESI pump system resources and driving traffic to the campaign's landing webpage.

Campaign launched June 26, 2026; initial results measured through Aug. 5, 2026.


BPA'S ENERGY SMART INDUSTRIAL
PROGRAM OFFERINGS
1 Custom Projects
2 Strategic Energy Mgmt.
3 Energy Project Managers
4 Small Industrial
5 Industrial Lighting
Energy Smart Industrial Partner
Support from TECHNICAL SERVICE PROVIDERS
Incentives from YOUR PUBLIC UTILITY
IDAHO FALLS
IDAHO
LOWER VALLEY ENERGY
DATE 10/20/21
Simplot - Smoky Canyon Mine
Thousand Seventy Three & 60/100
******$63,073.60
High Country Linen Service
Sixteen thousand eight hundred fifty six & 24/100
****$16,856.24
Suntado
4,166,972
5,000,000

Project Spotlight – Thompson Creek Mine (Salmon River Electric Cooperative)



Mill Flotation



Mill Grind

Completed June 2026 - Mill Lighting Upgrade

*On the Horizon - first production is expected by the second half of 2027

Energy Savings 1,775,908 kWh/yr

EEI Reimbursement $337,015

Project Spotlight – McCains (United Electric Coop)

Energy Smart Industrial



Completed August 2026 - New Potato Storage Facility

Energy Savings - 1,288,201 kWh/yr

EEI Reimbursement - $235,725

Overview:

- 5 new potato storage cellars each with 2 zones, totaling 10 zones.
- Phase 1 has 4 zones with 40 hp fans per zone, totaling 160 hp.
- Phase 2 has 6 each zones with 3 25 hp fans per zone, for a total of 450 hp.



SEM – Mart Produce (East End Coop)

Energy Smart Industrial

Kicking Off a Strategic Energy Management (SEM) Program

- The SEM Program is a two-year engagement to drive low/no cost savings through operations and maintenance (O&M) projects.
- This SEM program can bring 2-10% energy savings to industrial sites.
- The ESI team brings training, technical and project management support to assist participants to drive savings.

A scoping visit at the site initially identified potential savings, but more will be uncovered as the SEM engagement continues.



Potential Energy Savings – 344,000 kWh/yr

Total Potential Savings (avoided energy cost and utility incentives - ~$43,000

SEM –Town of Jackson WWTP (Lower Valley Energy)

Energy Smart Industrial





In progress: Strategic Energy Management

- Energy Scan (Treasure Hunt!) identified 14 O&M projects and 2 Capital projects
- 2 Projects have been implemented within the first 5 months
- Estimated annual savings for completed projects alone: 3.7% of annual site consumption – more work to come!

Potential Energy Savings – TBD

Total Potential Savings - TBD

Discussion

What trends in C&I project delivery are you seeing?

What would you like to see BPA do better to support C&I sector projects?

Strategic Energy Management, K-12 Schools

Eric Mullendore

Commercial & Industrial Sector Lead



Agenda

- Introduction
- Why a SEM for K-12 Schools Pilot
- Current Pilot Design
- What's Next

SEM for K-12 Schools Pilot

- BPA has been working with a partner to develop a pilot for a Strategic Energy Management (SEM) program for K-12 Schools.
- Targeting an early calendar year 2027 launch for the SEM Cohort
- Pilot details are being finalized but it's never too early to ask: Could SEM help my utility and its school districts meet their energy goals?

Bonneville
POWER ADMINISTRATION

Bonneville Power Administration

- Programs Team
- Emerging Technology
- Customer Service Engineers
- Energy Conservation AE
- Marketing

nbi new buildings institute

New Buildings Institute

- Oregon-based 501(c)3
- >25 years focused on building efficiency
- Strong Schools Initiative (10 years strong!)

Why Focus on SEM for Schools

BPA has supported SEM since 2009 to help sites optimize energy use through low-cost, behavior-driven operational improvements.

1 Proven model focused on a high-needs sector

Commercial and Industrial sites report success with SEM. K-12 schools are a high-needs sector.

2 SEM Success

Achieved almost 4 aMW of energy savings from the Commercial and Industrial sectors in the last rate period.

3 School Engagement

BPA has a long history with schools through various pilots, ESCOs, and other school efforts.

Benefits for Schools

- Schools can see energy savings of **10 percent or more** through low- or no-cost operational changes
- Schools can see **reductions in maintenance staff time** from better functioning systems
- *Example: Medford School District (OR) reduced annual energy costs by an estimated **$80,900 in its first year of SEM** through behavioral changes and low-cost operations and maintenance improvements.*

SEM Pilot Components

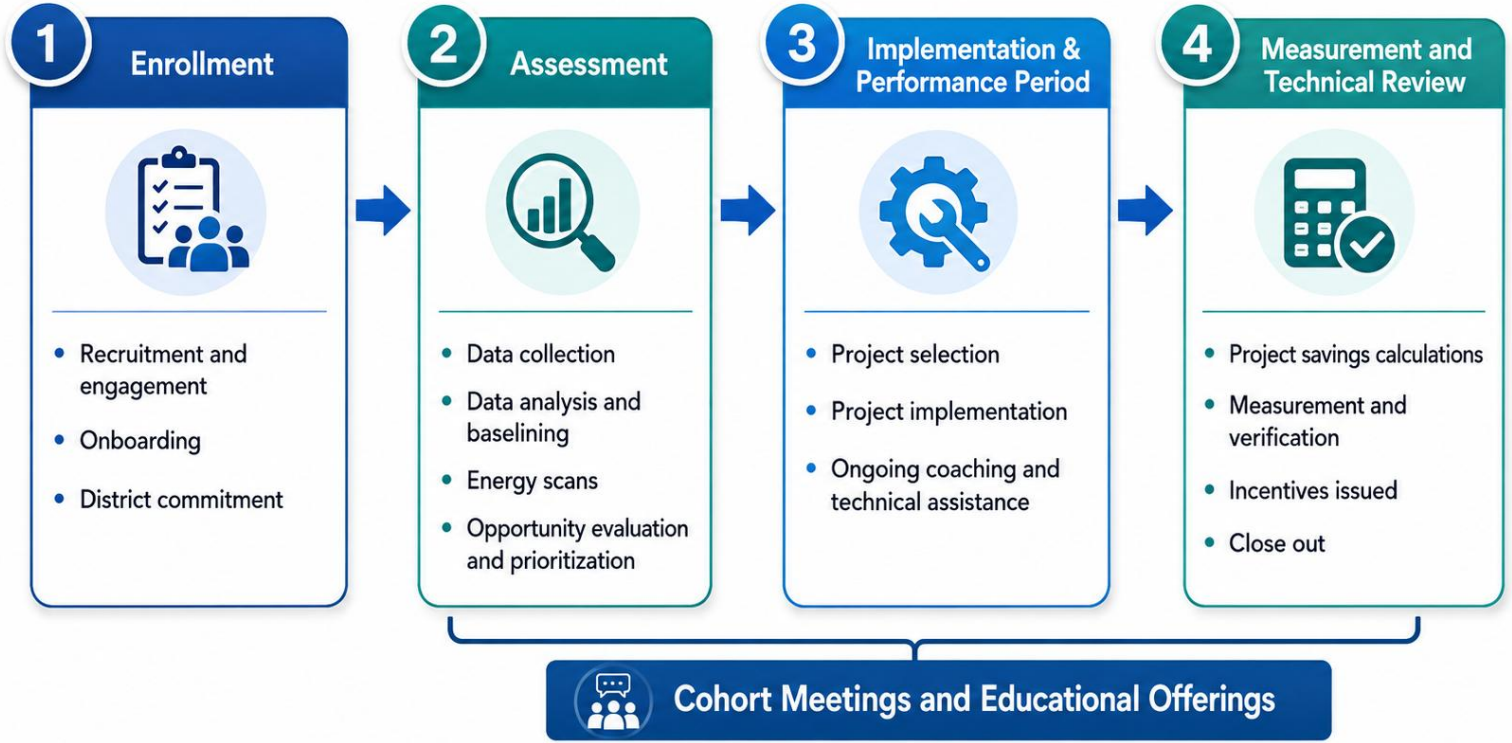

Phase 1: Enrollment

- Utility outreach to support and identify potential districts.
- Introductory engagement with districts.
- Districts commit staff time and resources and identify an Energy Champion for program participation.

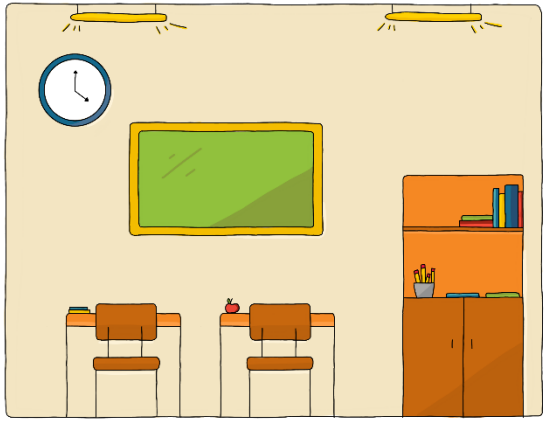

Phase 2: Assessment

- Utilities provide baseline billing data, and support goal setting.
- Energy scan for low- or no-cost opportunities.
- Opportunity identification and project prioritization.



Phase 3: Implementation

- Project kick off and implementation.
- Ongoing coaching and technical assistance from NBI.
- Quarterly milestone evaluation to ensure project(s) are on track or if pivots are needed.

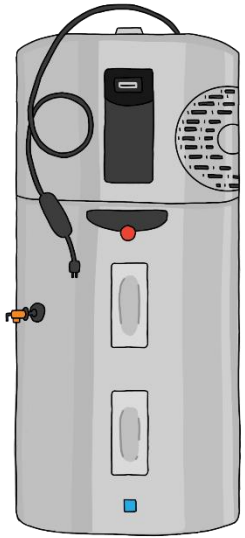

Phase 4: Measurement

- All outcomes and data collected.
- Measurement and Verification (M&V) process, adhering to BPA protocols.
- Annual report documents SEM savings and payment.
- Serving Utility approves final report and issues SEM savings payment.



Roles

BPA:

- Leads utility coordination, capital project support, and technical review of final SEM deliverables.

NBI:

- Leads school district onboarding, energy scans, coaching, and development of SEM savings analysis.

Utility:

- Identifies potential participant districts, manages all incentive discussions, and participates in all other program elements to the extent interested/available.

Next Steps

BPA:

- Finalize pilot design and communicate official recruitment launch.

Utilities:

- Provide feedback on pilot design.
- Identify potential district participants.
- Help provide outreach and recruit district.

Questions?

- Thank you ☺

Utility Roundtable



Let's Hear From You!

- Successes
- Barriers
- Goals
- How can we help?
- Survey

Survey

Question:

What are other utilities doing to utilize their EEI funding and how they are operating their energy efficiency programs, including marketing, websites, and customer outreach?

IFP's approach is to use EEI funding to provide customers with incentives, financing, and support for energy efficiency projects.

What we offer..

- Residential, commercial, industrial, and income-qualified energy efficiency incentives
- Income-qualified programs through EICAP and self-attestation
- Typically $200,000–$300,000 in EICAP projects per rate period
- Commercial/industrial lighting incentives at 70% of BPA's offered payment
- DFD funding opportunities when available
- 0% financing for qualifying efficiency upgrades — up to $10,000 / 60 months
- Free energy audits to identify energy-saving opportunities
- Approved installer network coordinated with Comfort Ready Home
- Rebates are adjusted to fit IFP's programs and customer needs
- Customer outreach through IFP's website, social media, direct customer communication, contractor engagement, and community events

IDAHO FALLS POWER

LOST RIVER
Electric Co-op, Inc.

Denise Johnson,
Conservation Specialist

Communication is Key

- with the Irrigation stores that are doing the installations of VFD's, pivot packages and pump replacements.
- with the local RC& D that the farmers try to get grants through.
- with the local HVAC installers for our area that are certified to do heat pumps and other HVAC qualified rebates.
- with the local lumber store about doors and windows.

WELLS RURAL ELEC. CO.

Your Touchstone Energy® Cooperative

Sector Allocations	Estimated 3-year Incentive Amount	Sector Percentage of Budget	Invoiced Through September	Rmaining Budget September 2028	Notes
Residential Rebates	$ 75,000.00	3%	$ 11,867.00	$ 63,133.00	Vinyl Windows Qualify Now, Wheterization
Residential Low-Income	$ 800,000.00	31%	$ 616,072.49	$ 183,927.51	Wheatherization, Ductless Heat pumps and washers & dryers
Agricultural	$ 75,000.00	3%	$ 40,385.00	$ 34,615.00	VFD's, Sprinkler Package Converstions and pump tests
Commercial	$ 375,000.00	15%	$ 10,154.16	$ 364,845.84	Casino Projects
Utility	$ 450,000.00	17%	$ -	$ 450,000.00	Long Range Plan System Opportunities, System Voltage Reduction
Industrial	$ 800,000.00	31%	$ -	$ 800,000.00	Cascade Energy Indutrial Assesments: Intrepid, Graymont, NGM
Totals	$ 2,575,000.00	100%	$ 678,478.65	$ 1,896,521.35	

Survey

Challenges:

- Getting more commercial energy conservation interest
- Finding contractors to come to our area
- Added workload with submitting documentation

Dinner and Networking (Optional)



Thank you!



Thank you and please join us for a dinner and networking at:

EdgeWater Dining and Spirits
530 Hampton Drive
Burley ID 83318

Bonneville
POWER ADMINISTRATION

IDAHO, NEVADA, WYOMING UTILITY ROUNDTABLE

Good Morning!
Welcome to Day 2

October 21-22, 2026

Marketing Updates

Kathy Yi

Energy Conservation Account Executive



Meet the Marketing Team



Mike Gross
Marketing Lead



Rachael Ettelman
Marketing Specialist



Maggie Bagan
Marketing Specialist



Ming Kust
Marketing Specialist



Robin Moodie
Marketing Specialist

Skill sets and Services



Collective Skills

- Graphic Design
- Production Design
- Technical, Public Relations, Copywriting, and Editing
- Presentations
- Web Design
- Video Production (Instructional and Social Media Videos)
- Marketing Strategy and Planning

Graphic Design Services

Original Graphic Design Services | Template Customization | Forms



Customized social media or other digital graphics.



Print collateral, including flyers and case studies.



Form development and audit forms for BPA requirements.



Customized bill inserts promoting incentives.

Graphic Design Services

Workshop Promotional Kit

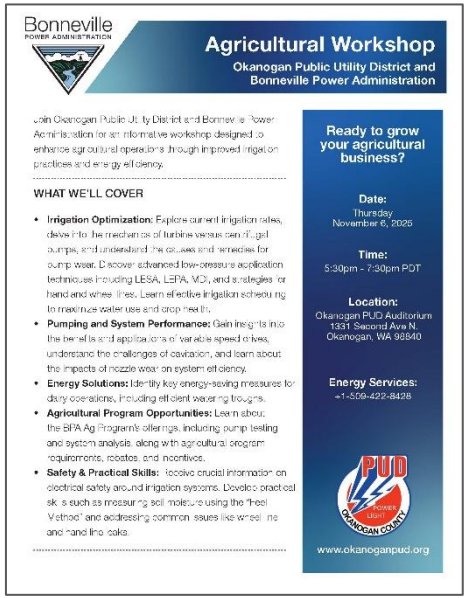

Invitation Flyer

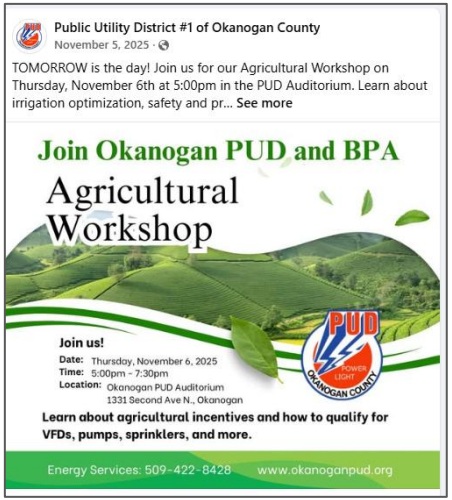

Facebook Post Graphic



Print Ad

Graphic Design Services

Press Kit


Back to Newsroom

Energy efficiency upgrades breathe new life into 106-year-old historic St. Helens building

July 10, 2025

For implemented savings throughout the John Gumm building renovation, BPA awarded CRPUD an $96,410 incentive payment.

BPA Energy Efficiency teamed up with Columbia County and Columbia River PUD to revitalize a historic building with modern energy saving upgrades.

Articles and Press Releases


Bonneville Power Administration
22,639 followers
2d •

We recently partnered with Benton PUD to bring some juicy energy-savings to Milne Fruit, a Washington-based fruit juice and puree company. ...more

BPA supports local beverage company with juicy energy efficiency project
bpa.gov

Social Media Posts

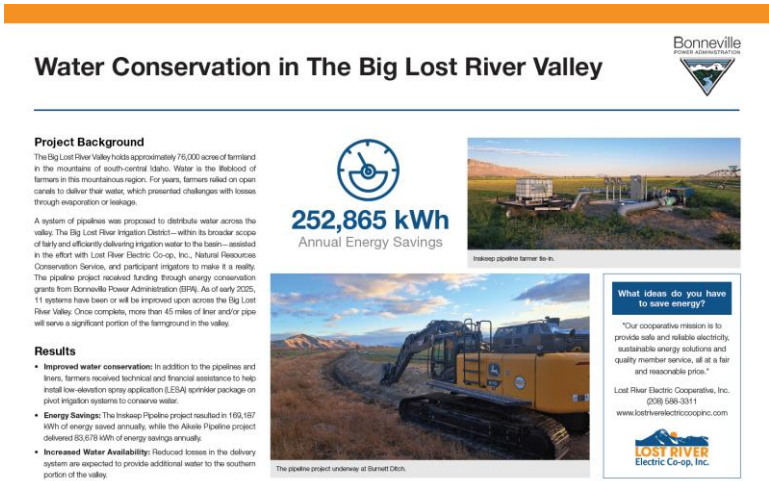
Water Conservation in The Big Lost River Valley

Bonneville Power Administration

Project Background

The Big Lost River Valley holds approximately 76,000 acres of farmland in the mountains of south-central Idaho. Water is the lifeblood of farmers in this mountainous region. For years, farmers relied on open canals to deliver their water, which presented challenges with losses through evaporation or leakage.

A system of pipelines was proposed to distribute water across the valley. The Big Lost River Irrigation District—within its broader scope of fairly and efficiently delivering irrigation water to the basin—assisted in the effort with Lost River Electric Co-op, Inc., Natural Resources Conservation Service, and participant irrigators to make it a reality. The pipeline project received funding through energy conservation grants from Bonneville Power Administration (BPA). As of early 2025, 11 systems have been or will be improved upon across the Big Lost River Valley. Once complete, more than 45 miles of liner and/or pipe will serve a significant portion of the farmground in the valley.

Results

- **Improved water conservation:** In addition to the pipelines and liners, farmers received technical and financial assistance to help install low-elevation spray application (LESA) sprinkler package on pivot irrigation systems to conserve water.
- **Energy Savings:** The Inskeep Pipeline project resulted in 169,187 kWh of energy saved annually, while the Alkele Pipeline project delivered 83,678 kWh of energy savings annually.
- **Increased Water Availability:** Reduced losses in the delivery system are expected to provide additional water to the southern portion of the valley.

252,865 kWh
Annual Energy Savings

Inskeep pipeline farmer tie-in.

The pipeline project underway at Burnett Ditch.

What ideas do you have to save energy?

"Our cooperative mission is to provide safe and reliable electricity, sustainable energy solutions and quality member service, all at a fair and reasonable price."

Lost River Electric Cooperative, Inc.
(208) 588-3311
www.lostriverelectriccoopinc.com

LOST RIVER Electric Co-op, Inc.

Project Success Posters and Case Studies

Graphic Production

- Access to BPA image archive.
- Stock photos available for customer use.
- Infographics
- Maps



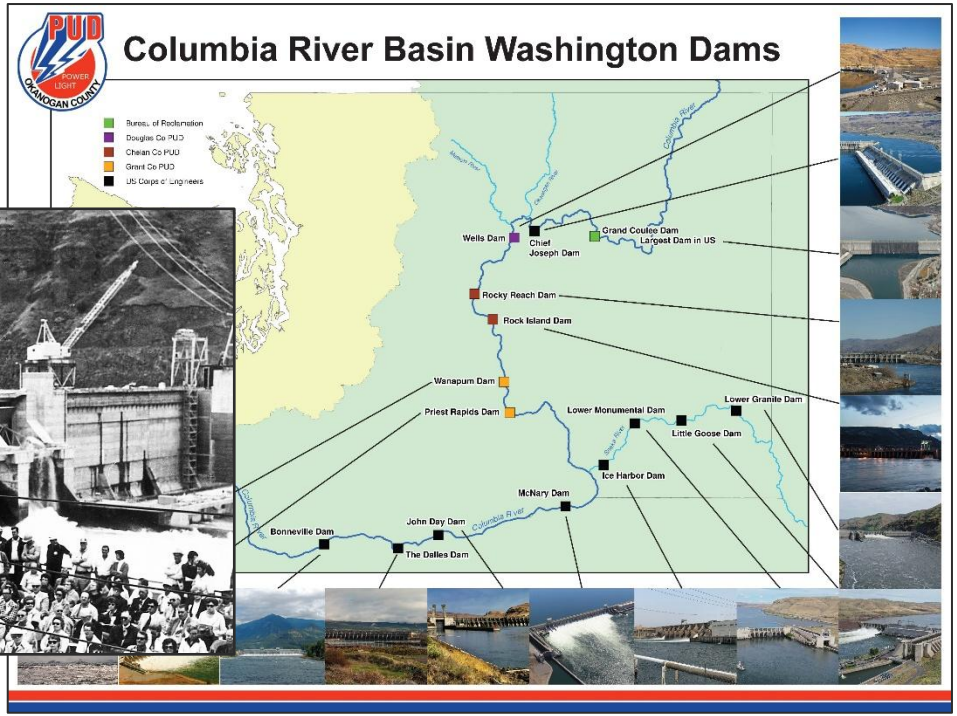

Services

Website Recommendations

- Review existing website and make recommendations.
- Graphics production.
- Search engine optimization.
- Improve user experience.
- Increase program visibility.

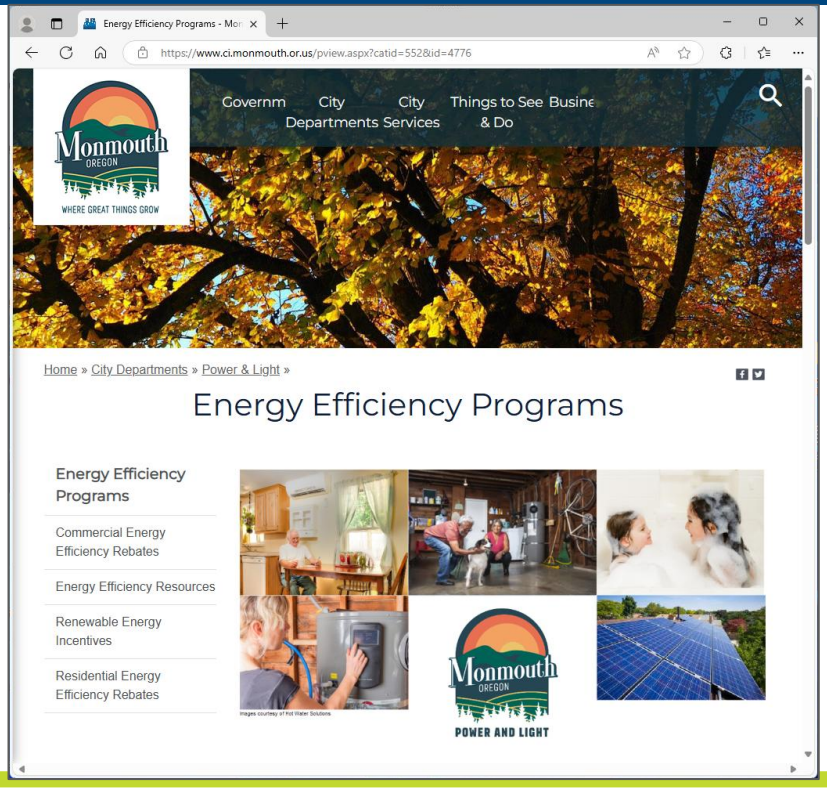

Services

Social Media Posts





Services

Big Check

- Laminated.
- Customized with logo.
- Re-usable with dry erase markers.
- Great for photo ops for case studies, articles, etc.

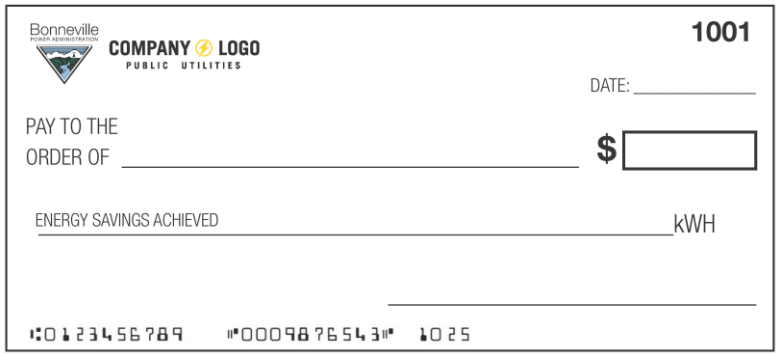



City of Weiser: Ridley's Family Market. 717,345 kWh.

Marketing Team Publications

- Energy Conservation Implementation Manual.
- Energy Conservation Annual Review.
- Energy Conservation Action Plan.
- Energy Conservation Utility Quickstart Guide.



Getting Better All the Time

Keep the feedback coming!



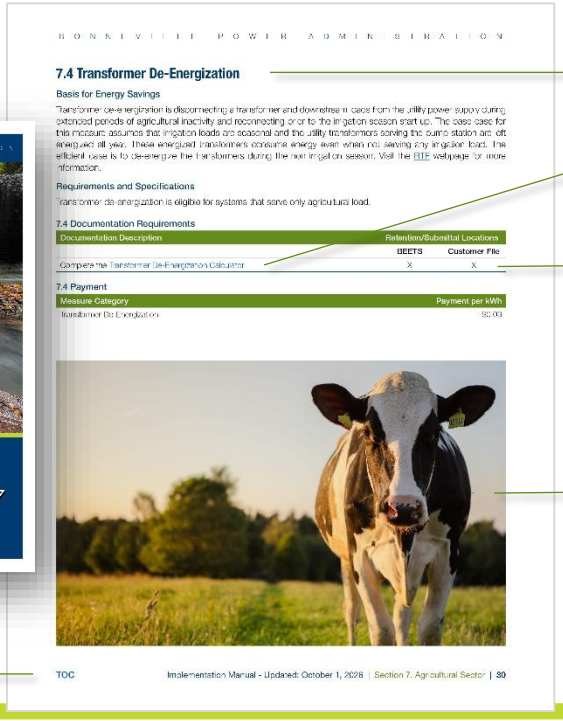

PRINTER-FRIENDLY MARGINS

IMPROVED FORMATTING

DIRECT LINKS

CLEANER TABLE DESIGN

IMAGES… ESPECIALLY COWS!

TEXT ANCHORS AND DATESTAMPS

Questions?

- Do you need any big checks
- Do you want any new flyers or bill inserts
- What are some marketing/communication challenges you're facing

Utility Distribution

Tony Koch

Customer Service Engineer



2027-2028 Strategic Priorities

- Continue to encourage Re-conductor & Transformer Measures
- Renew Marketing for Conservation Voltage Reduction (CVR) projects
- Sunset Daily Demand Voltage Reduction (D-DVR) Pilot Program



Implementation Manual – Section 12

Two main groups: FY27+

1. **Re-conductor & Transformers (35-year measure):**
2. **$0.38/kWh**
   - Several other measures: voltage increase, power factor correction, etc. but they
   - are infrequently submitted/reported
3. **CVR (10-year measure life):**
4. **$0.33/kWh** incentive
   - Conservation Voltage Reduction,
   - To avoid confusion will remove ~~**VO (Voltage Optimization**~~ as synonym to CVR

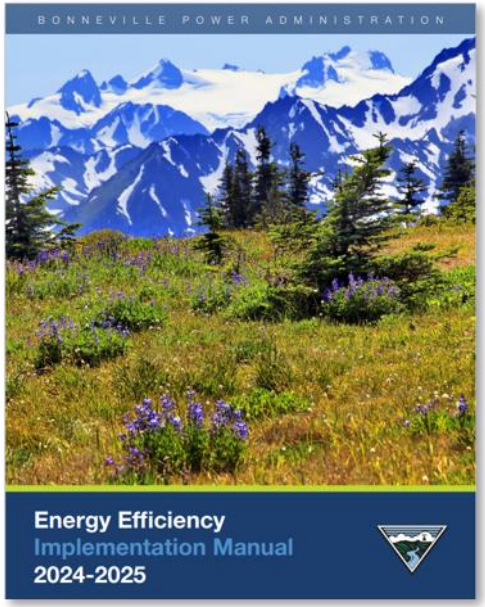

Reconductor-Transformer (RT) Calculator: Program in BEETS

What is it?

- Streamlined process for these two measures, an alternative to custom project submittal.
- Project support document files can be attached to the calculator (all in 1 file).
- More automated data entry fields.
- Can handle up to 6 transformer and 6 reconductor measures in 1 file.

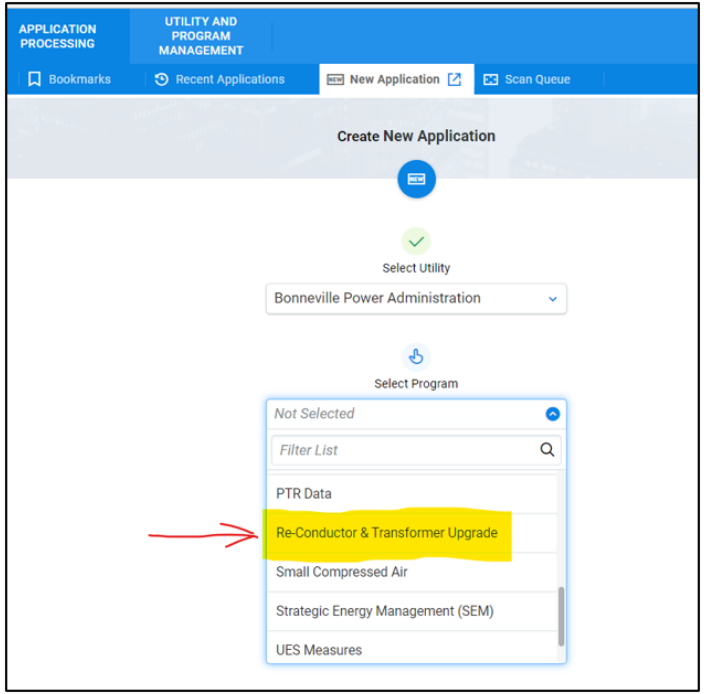

Reconductor Measures may also be Custom Projects

- Complex reconductor projects can-not be addressed via RT Calculator
- We leverage Load-Flow models executed by utility engineers or consultants
- Outputs from the model (Peak kW Loss) are used to calculate Energy Savings
- Tony Koch prepares the Custom Project details and enters into Beets

Utility Project Submittals in FY26

	FY26 Utility Distribution Projects		Annual Savings
	Entered in Beets as:	Measure Type	(kWh/Year)
Benton REA	Re-Conductor & Transformer	Reconductor	454,243
Fall River	Re-Conductor & Transformer	Reconductor	726
Inland	Re-Conductor & Transformer	Reconductor	314,614
Lower Valley	Re-Conductor & Transformer	Reconductor	1,232
Mason 3	Re-Conductor & Transformer	Reconductor	204,892
Okanogan PUD	Re-Conductor & Transformer	Power Transformer Replacement	306,317
Oregon Trail	Re-Conductor & Transformer	Reconductor	50,009
Ravalli County	Re-Conductor & Transformer	Reconductor	6,922
Skamania	Re-Conductor & Transformer	Reconductor	269,312
Snohomish	Custom Projects Option 2	Reconductor	35,674
South Side	Re-Conductor & Transformer	Reconductor	258,847
Vera	Re-Conductor & Transformer	Power Transformer Replacement	93,434
Vigilante	Re-Conductor & Transformer	Reconductor	39,869
		Total (kWh/year)	**2,036,091**
		aMW	**0.23**

CVR Projects In Flight

- Clallam PUD
- Lower Valley Energy





Clallam PUD

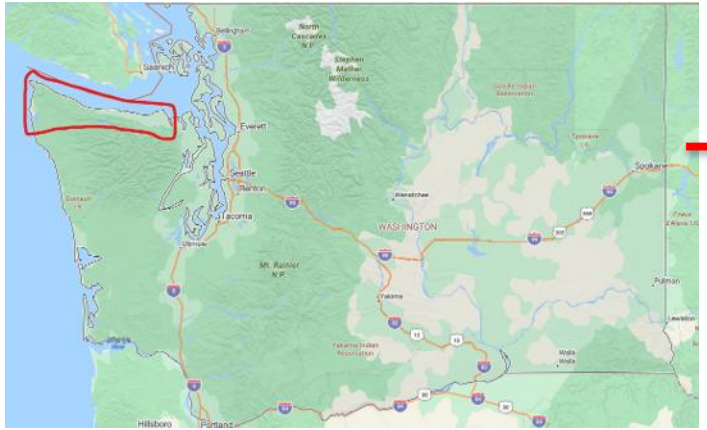

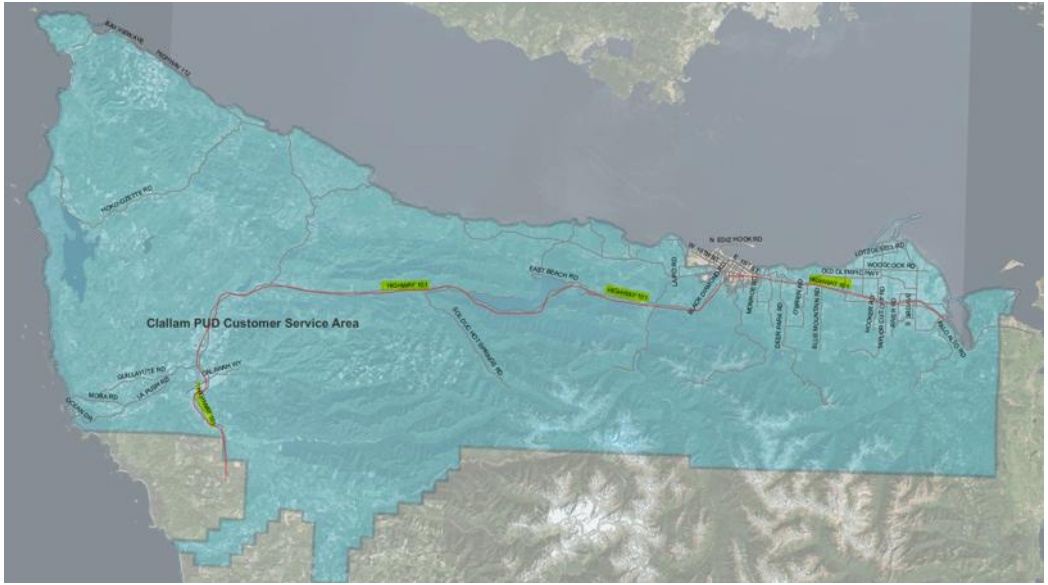

Serves 30,000 customers. Including 4 sovereign tribes. Total load of 80 aMW

Clallam PUD: Deploying CVR Projects with AMI Data

- Clallam has traditionally implemented CVR using Primary near end of line voltage
- The PUD is currently in CVR-factor data gathering for two substations
- CVR-factor calculation relies on turning the CVR voltage setting On and Off on a daily-basis. A CVR-factor is calculated, usually using ~6 months of daily On / Off data, for a specific substation, and reflects the native load of the substation
- Two substations scheduled to book energy saving in FY27:
  - Total of: **~800,000 kWh/year** **$265,00 EEI**
- The following page illustrates some different CVR operating modes



Substation and Feeder Voltage: with and without CVR

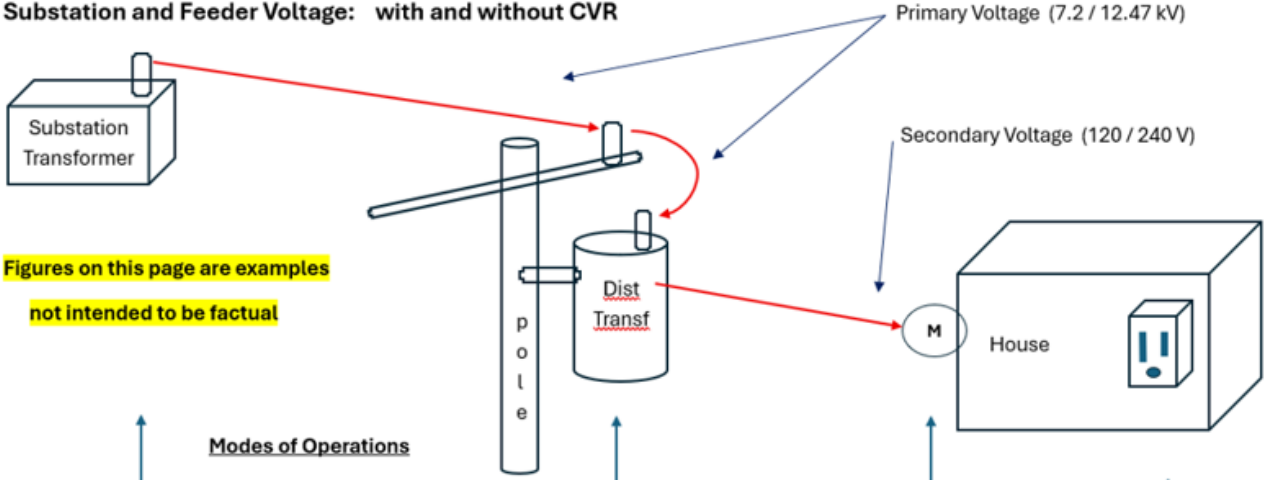

Annex B

Illustration of Voltage Ranges of Table 1

Figure B1 shows the basis of Range A and Range B limits of table 1. The limits in table 1 were determined by multiplying the limits shown in this chart by the ratio of each nominal system voltage to the 120V base. [For exceptions, see note (c) to Figure B1.]

A technique commonly called Conservation Voltage Reduction (CVR) is sometimes used for energy and or demand reduction. Determination of the value of CVR is beyond the scope of this Standard. However, it is recommended that the application of CVR should be limited to voltages in Range A for normal operation. Range B should be reserved for emergency, infrequent operation. CVR systems should not be designed to operate below Range B for any condition.

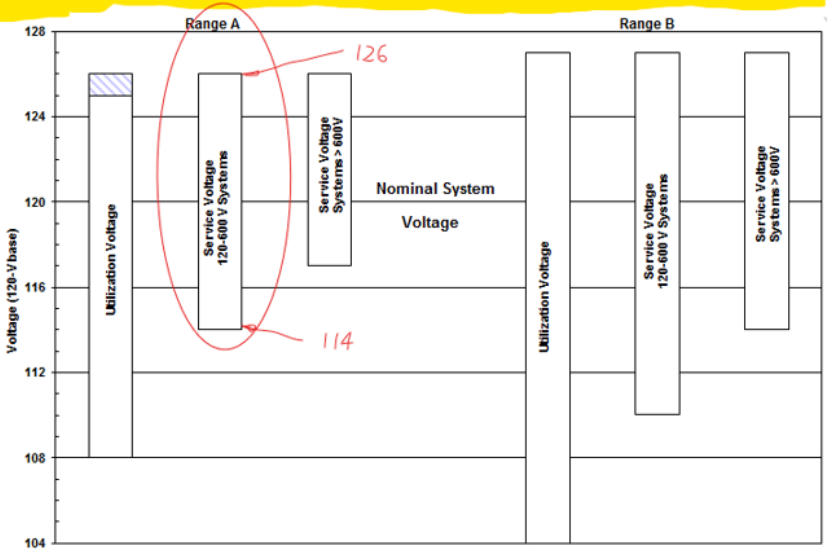

(informative)

Figure B1

Lower Valley Energy

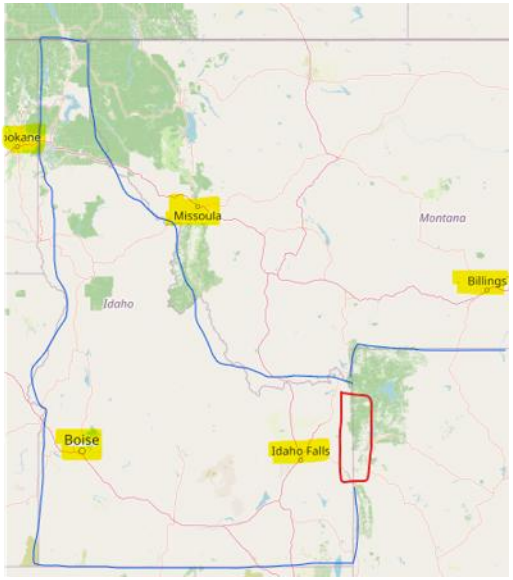

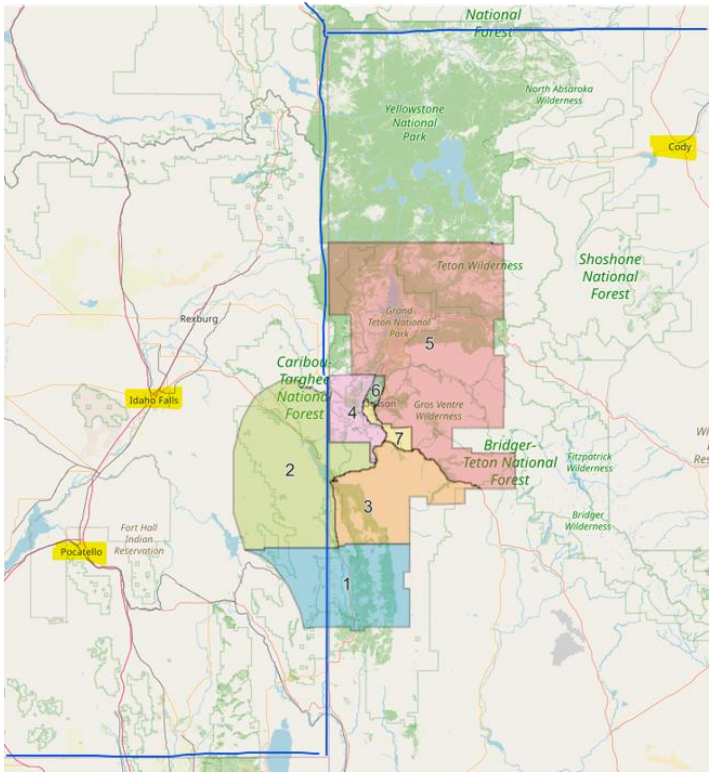

Serves 36,000 customers. Total load of 116 aMW

Lower Valley Energy: Seasonal, System-Wide CVR Project

- Total service area: 17 substations
- Run CVR on all substation but one (due to an industrial load)
- Deploy approximately a 2% voltage reduction: April – October
  - Operate normal (baseline) voltage November - March
- Estimated energy savings: **4,000,000 kWh/year (0.46 aMW) $1,300,000 EEI**

Utility Distribution: New Opportunities Guide

A marketing document to share with other staff…

https://www.bpa.gov/-/media/Aep/energy-efficiency/utility-toolkit/uds-nog.pdf

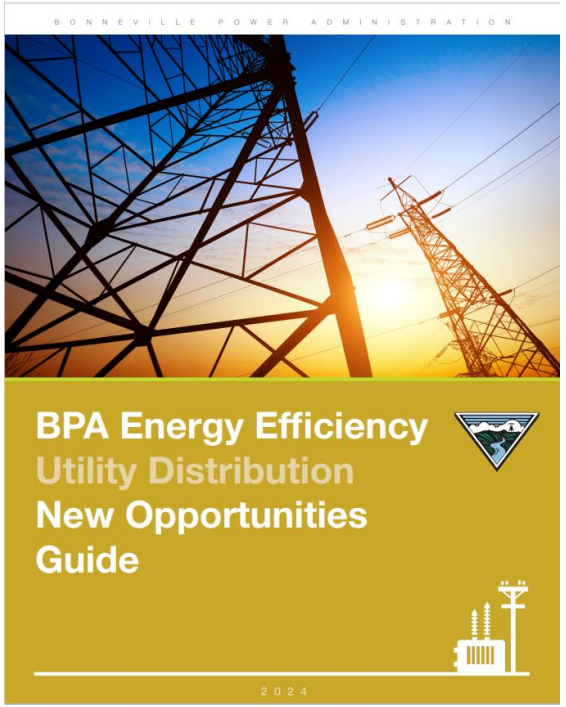



Contact Info for Technical Customer Service Support

Tony Koch, PE, CEM

Mechanical Engineer

jakoch@bpa.gov

206.220.6777

Questions?

- Is your utility making any system upgrades
- Are you interested in doing CVR
- Question for your peers

Agricultural Sector



Agricultural Agenda

- Future New Measures
- Dairy Farm Demonstration Sites
- Other Ag Ideas
- New Variable Frequency Drive (VFD) Calculator
- VFD Calculator Demo

Agricultural Sector

Kathy Yi

Energy Conservation Account Executive



Ag Production Activities in Ag Sector

Includes electric energy used by a **farm or business** where the primary purpose is applying water for **food production or vegetation growth** (e.g.,pumping and irrigation); or by **a ranch or aquaculture(aquafarming)** business where the primary business is **breeding or raising domestic livestock, poultry, game animals, fish, shellfish,** etc.

Also includes **dairies and milk storage *at a milking facility***.

- milk storage by entities other than a dairy for processing milk products its derivatives, such as dehydrating or homogenizing and bottling of milk, are considered industrial.

Vineyard irrigation is considered agricultural

- the same location's winery operation that includes grape processing, wine-making, and bottling is considered industrial.



Dairy Farm BPAQ UES Measures for April or Oct. 2027

Measure Description	kWh Unit Energy Savings	Unit
VFD on milk vacuum pumps	TBD	hp
VFD on milk transfer pumps	TBD	cow
High efficiency ventilation with VFD and humidity/temperature control	TBD	hp
HPWH System Configurations	TBD	cow
High Efficiency Chiller System (with or without waste heat recovery)	TBD	cow
Raw milk plate pre-cooler	TBD	cow

Wanted: Dairy Farm Demonstration Sites



- Large hot water load.
  - The larger the load, the faster the payback.
- Aging sanitation and chiller equipment.
- Agricultural audit to assess feasibility.
- Emerging technology research incentive.

Other Ag Sector Activities/Pursuits

- Analyzing implemented VFD for Ag pumps BPA-Qualified UES measures for energy savings

- Agricultural Irrigation Management (AIM) measure development
  - Artificial Intelligence (AI) based irrigation management
  - Like scientific irrigation scheduling (SIS)

- Monitoring measure implementation costs to farmers to inform on any near future incentive level adjustments

- Utilities can engage throughout the year with Ag Utility Group (AUG) Meetings
  - Topic ideas?



Questions?

- Potential dairy demo sites
- What questions are you hearing from the farmers
- Question for your peers

VFD Calculator Update

Kathy Yi

Energy Conservation Account Executive



Background

- Purpose: To determine eligibility
- BPA Qualified Measure
  - Additional information collected for analysis
- If eligible, savings calculated.
  - Retrofit vs New Construction
  - Turbine vs Centrifugal

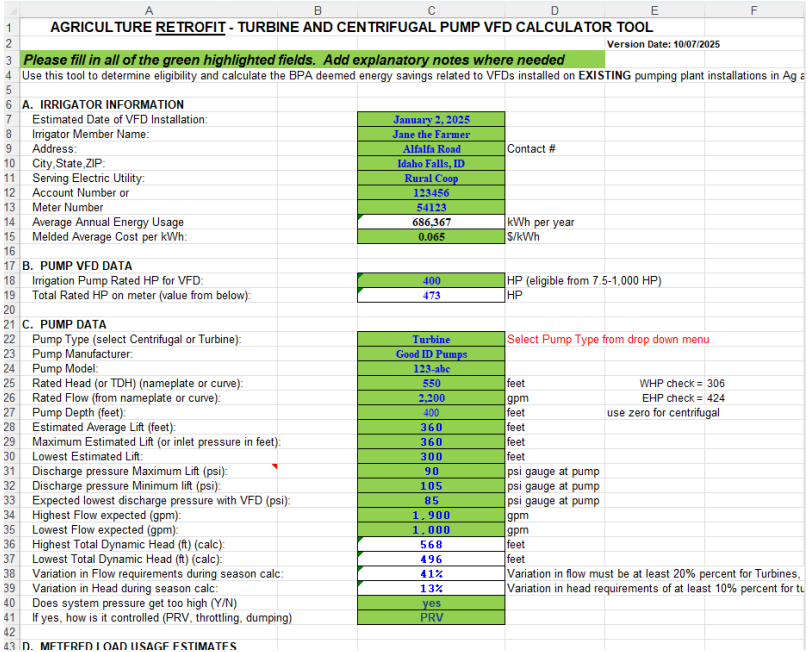

	A	B	C	D	E	F
1	AGRICULTURE RETROFIT - TURBINE AND CENTRIFUGAL PUMP VFD CALCULATOR TOOL					
2					Version Date: 10/07/2025	
3	*Please fill in all of the green highlighted fields. Add explanatory notes where needed*					
4	Use this tool to determine eligibility and calculate the BPA deemed energy savings related to VFDs installed on **EXISTING** pumping plant installations in Ag a					
5						
6	**A. IRRIGATOR INFORMATION**					
7	Estimated Date of VFD Installation:		January 2, 2025			
8	Irrigator Member Name:		Jane the Farmer			
9	Address:		Alfalfa Road	Contact #		
10	City,State,ZIP:		Idaho Falls, ID			
11	Serving Electric Utility:		Rural Coop			
12	Account Number or		123456			
13	Meter Number		54123			
14	Average Annual Energy Usage		686,367	kWh per year		
15	Melded Average Cost per kWh:		0.065	$/kWh		
16						
17	**B. PUMP VFD DATA**					
18	Irrigation Pump Rated HP for VFD:		400	HP (eligible from 7.5-1,000 HP)		
19	Total Rated HP on meter (value from below):		473	HP		
20						
21	**C. PUMP DATA**					
22	Pump Type (select Centrifugal or Turbine):		Turbine	Select Pump Type from drop down menu		
23	Pump Manufacturer:		Good ID Pumps			
24	Pump Model:		123-abc			
25	Rated Head (or TDH) (nameplate or curve):		550	feet	WHP check = 306	
26	Rated Flow (from nameplate or curve):		2,200	gpm	EHP check = 424	
27	Pump Depth (feet):		400	feet	use zero for centrifugal	
28	Estimated Average Lift (feet):		360	feet		
29	Maximum Estimated Lift (or inlet pressure in feet):		360	feet		
30	Lowest Estimated Lift:		300	feet		
31	Discharge pressure Maximum Lift (psi):		90	psi gauge at pump		
32	Discharge pressure Minimum lift (psi):		105	psi gauge at pump		
33	Expected lowest discharge pressure with VFD (psi):		85	psi gauge at pump		
34	Highest Flow expected (gpm):		1,900	gpm		
35	Lowest Flow expected (gpm):		1,000	gpm		
36	Highest Total Dynamic Head (ft) (calc):		568	feet		
37	Lowest Total Dynamic Head (ft) (calc):		496	feet		
38	Variation in Flow requirements during season calc:		41%	Variation in flow must be at least 20% percent for Turbines,		
39	Variation in Head during season calc:		13%	Variation in head requirements of at least 10% percent for tu		
40	Does system pressure get too high (Y/N)		yes			
41	If yes, how is it controlled (PRV, throttling, dumping)		PRV			
42						
43	**D. METERED LOAD USAGE ESTIMATES**					

Barriers/Issues

- Confusing
  - Two Calculators
    - Retrofit and New Construction
  - Not all field necessary
  - Don't know what to put into each field
- Prefilled Data
  - Information not updated
- Known Errors

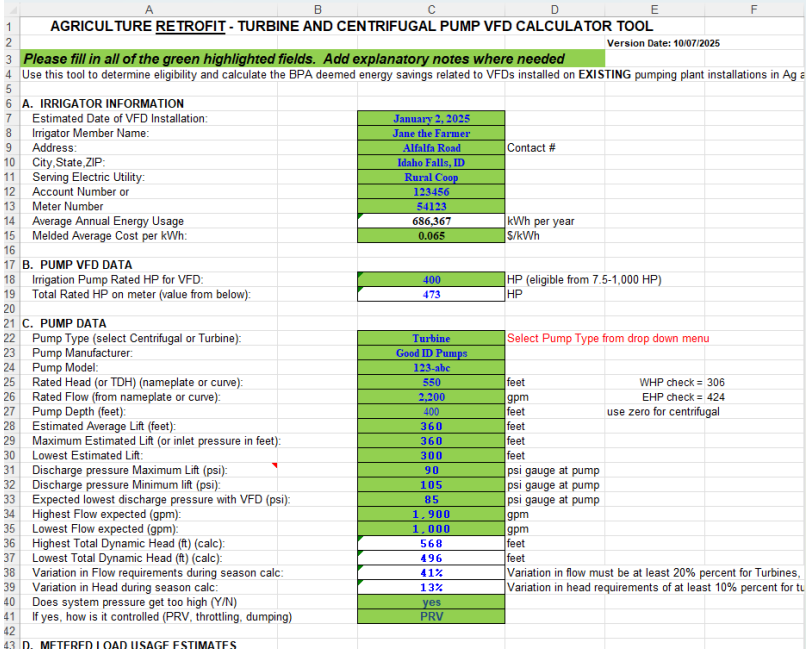

	A	B	C	D	E	F
1	AGRICULTURE RETROFIT - TURBINE AND CENTRIFUGAL PUMP VFD CALCULATOR TOOL					
2					Version Date: 10/07/2025	
3	Please fill in all of the green highlighted fields. Add explanatory notes where needed					
4	Use this tool to determine eligibility and calculate the BPA deemed energy savings related to VFDs installed on EXISTING pumping plant installations in Ag a					
5						
6	A. IRRIGATOR INFORMATION					
7	Estimated Date of VFD Installation:		January 2, 2025			
8	Irrigator Member Name:		Jane the Farmer			
9	Address:		Alfalfa Road	Contact #		
10	City,State,ZIP:		Idaho Falls, ID			
11	Serving Electric Utility:		Rural Coop			
12	Account Number or		123456			
13	Meter Number		54123			
14	Average Annual Energy Usage		686,367	kWh per year		
15	Melded Average Cost per kWh:		0.065	$/kWh		
16						
17	B. PUMP VFD DATA					
18	Irrigation Pump Rated HP for VFD:		400	HP (eligible from 7.5-1,000 HP)		
19	Total Rated HP on meter (value from below):		473	HP		
20						
21	C. PUMP DATA					
22	Pump Type (select Centrifugal or Turbine):		Turbine	Select Pump Type from drop down menu		
23	Pump Manufacturer:		Good ID Pumps			
24	Pump Model:		123-abc			
25	Rated Head (or TDH) (nameplate or curve):		550	feet	WHP check = 306	
26	Rated Flow (from nameplate or curve):		2,200	gpm	EHP check = 424	
27	Pump Depth (feet):		400	feet	use zero for centrifugal	
28	Estimated Average Lift (feet):		360	feet		
29	Maximum Estimated Lift (or inlet pressure in feet):		360	feet		
30	Lowest Estimated Lift:		300	feet		
31	Discharge pressure Maximum Lift (psi):		90	psi gauge at pump		
32	Discharge pressure Minimum lift (psi):		105	psi gauge at pump		
33	Expected lowest discharge pressure with VFD (psi):		85	psi gauge at pump		
34	Highest Flow expected (gpm):		1,900	gpm		
35	Lowest Flow expected (gpm):		1,000	gpm		
36	Highest Total Dynamic Head (ft) (calc):		568	feet		
37	Lowest Total Dynamic Head (ft) (calc):		496	feet		
38	Variation in Flow requirements during season calc:		41%	Variation in flow must be at least 20% percent for Turbines,		
39	Variation in Head during season calc:		13%	Variation in head requirements of at least 10% percent for tu		
40	Does system pressure get too high (Y/N)		yes			
41	If yes, how is it controlled (PRV, throttling, dumping)		PRV			
42						
43	D. METERED LOAD USAGE ESTIMATES					

New VFD Calculator Goals

- Less confusing
- Best Case: Empower utilities to complete the calculator themselves
- Worst Case: Easier for BPA staff to complete for the customer

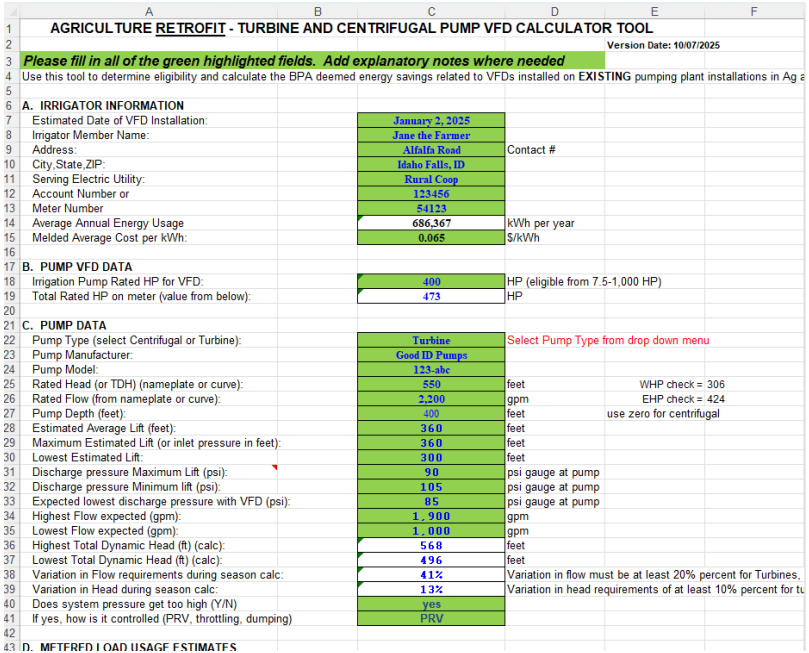

	A	B	C	D	E	F
1	AGRICULTURE RETROFIT - TURBINE AND CENTRIFUGAL PUMP VFD CALCULATOR TOOL					
2					Version Date: 10/07/2025	
3	*Please fill in all of the green highlighted fields. Add explanatory notes where needed*					
4	Use this tool to determine eligibility and calculate the BPA deemed energy savings related to VFDs installed on **EXISTING** pumping plant installations in Ag a					
5						
6	**A. IRRIGATOR INFORMATION**					
7	Estimated Date of VFD Installation:		January 2, 2025			
8	Irrigator Member Name:		Jane the Farmer			
9	Address:		Alfalfa Road	Contact #		
10	City,State,ZIP:		Idaho Falls, ID			
11	Serving Electric Utility:		Rural Coop			
12	Account Number or		123456			
13	Meter Number		54123			
14	Average Annual Energy Usage		686,367	kWh per year		
15	Melded Average Cost per kWh:		0.065	$/kWh		
16						
17	**B. PUMP VFD DATA**					
18	Irrigation Pump Rated HP for VFD:		400	HP (eligible from 7.5-1,000 HP)		
19	Total Rated HP on meter (value from below):		473	HP		
20						
21	**C. PUMP DATA**					
22	Pump Type (select Centrifugal or Turbine):		Turbine	Select Pump Type from drop down menu		
23	Pump Manufacturer:		Good ID Pumps			
24	Pump Model:		123-abc			
25	Rated Head (or TDH) (nameplate or curve):		550	feet	WHP check = 306	
26	Rated Flow (from nameplate or curve):		2,200	gpm	EHP check = 424	
27	Pump Depth (feet):		400	feet	use zero for centrifugal	
28	Estimated Average Lift (feet):		360	feet		
29	Maximum Estimated Lift (or inlet pressure in feet):		360	feet		
30	Lowest Estimated Lift:		300	feet		
31	Discharge pressure Maximum Lift (psi):		90	psi gauge at pump		
32	Discharge pressure Minimum lift (psi):		105	psi gauge at pump		
33	Expected lowest discharge pressure with VFD (psi):		85	psi gauge at pump		
34	Highest Flow expected (gpm):		1,900	gpm		
35	Lowest Flow expected (gpm):		1,000	gpm		
36	Highest Total Dynamic Head (ft) (calc):		568	feet		
37	Lowest Total Dynamic Head (ft) (calc):		496	feet		
38	Variation in Flow requirements during season calc:		41%	Variation in flow must be at least 20% percent for Turbines,		
39	Variation in Head during season calc:		13%	Variation in head requirements of at least 10% percent for tu		
40	Does system pressure get too high (Y/N)		yes			
41	If yes, how is it controlled (PRV, throttling, dumping)		PRV			
42						
43	**D. METERED LOAD USAGE ESTIMATES**					

Old VFD vs New VFD Calculator

AGRICULTURE RETROFIT - TURBINE AND CENTRIFUGAL PUMP VFD CALCULATOR TOOL

Version Date: 10/07/2025

Please fill in all of the green highlighted fields. Add explanatory notes where needed

Use this tool to determine eligibility and calculate the BPA deemed energy savings related to VFDs installed on **EXISTING** pumping plant installations in Ag a

A. IRRIGATOR INFORMATION			
Estimated Date of VFD Installation:	January 2, 2025		
Irrigator Member Name:	Jane the Farmer		
Address:	Alfalfa Road	Contact #	
City,State,ZIP:	Idaho Falls, ID		
Serving Electric Utility:	Rural Coop		
Account Number or	123456		
Meter Number	54123		
Average Annual Energy Usage	686,367	kWh per year	
Melded Average Cost per kWh:	0.065	$/kWh	
B. PUMP VFD DATA			
Irrigation Pump Rated HP for VFD:	400	HP (eligible from 7.5-1,000 HP)	
Total Rated HP on meter (value from below):	473	HP	
C. PUMP DATA			
Pump Type (select Centrifugal or Turbine):	Turbine	Select Pump Type from drop down menu	
Pump Manufacturer:	Good ID Pumps		
Pump Model:	123-abc		
Rated Head (or TDH) (nameplate or curve):	550	feet	WHP check = 306
Rated Flow (from nameplate or curve):	2,200	gpm	EHP check = 424
Pump Depth (feet):	400	feet	use zero for centrifugal
Estimated Average Lift (feet):	360	feet	
Maximum Estimated Lift (or inlet pressure in feet):	360	feet	
Lowest Estimated Lift:	300	feet	
Discharge pressure Maximum Lift (psi):	90	psi gauge at pump	
Discharge pressure Minimum lift (psi):	105	psi gauge at pump	
Expected lowest discharge pressure with VFD (psi):	85	psi gauge at pump	
Highest Flow expected (gpm):	1,900	gpm	
Lowest Flow expected (gpm):	1,000	gpm	
Highest Total Dynamic Head (ft) (calc):	568	feet	
Lowest Total Dynamic Head (ft) (calc):	496	feet	
Variation in Flow requirements during season calc:	41%	Variation in flow must be at least 20% percent for Turbines,	
Variation in Head during season calc:	13%	Variation in head requirements of at least 10% percent for tu	
Does system pressure get too high (Y/N)	yes		
If yes, how is it controlled (PRV, throttling, dumping)	PRV		
D. METERED LOAD USAGE ESTIMATES			

AGRICULTURAL SECTOR - VFD CALCULATOR TOOL (7.5 - 1,000 Horsepower)

Bonneville Power Administration

Version Date: 10/01/2026

Please fill in all of the green highlighted fields. Add explanatory notes where needed.
Orange fields are required to determine eligibility.

A. IRRIGATOR INFORMATION
- Unique Site ID:
- Serving Electric Utility:
- Estimated Date of VFD Installation:

B. PUMP AND MOTOR DATA
- New Pump or Retrofit? --Select Application Type--

Pump Specifications
- Pump Motor Rated Horsepower:
- Variable Frequency Drive Rated Horsepower:
- Pump Manufacturer:
- Pump Model:
- Type of Pump: --Select Pump Type--
- Number of Stages:
- Impeller Trim (inches):
- Design Flow (gpm):
- Design Head (ft):

Informational Only – For BPA Use

Whp check = 0		Efficiencies	
Bhp check = 0		Pump:	0.00%
Ehp check = 0		Motor:	0.00%

C. OPERATIONAL DATA
- Is lift (ft) or pump intake (psi) used to calculate head? --Select--
- How will the VFD be controlled? --Select Control Type--

Reason(s) for the VFD (Check all that apply)

In order to determine eligibility, select at least one reason (not including Other) for the VFD.

- Flow Management: ☐
- Lift Management: ☐
- Pump Intake Pressure Management: ☐
- Pump Discharge Pressure Management: ☐
- Elevation Change Management: ☐
- Other: ☐

New VFD Calculator – One Calculator

- One Calculator for Retrofit and New Construction
  - If New Construction, certain information grayed out/not requested



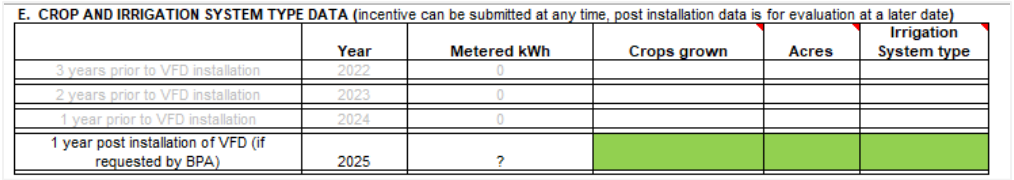



New VFD Calculator – Only Necessary Info
(Hidden Fields)

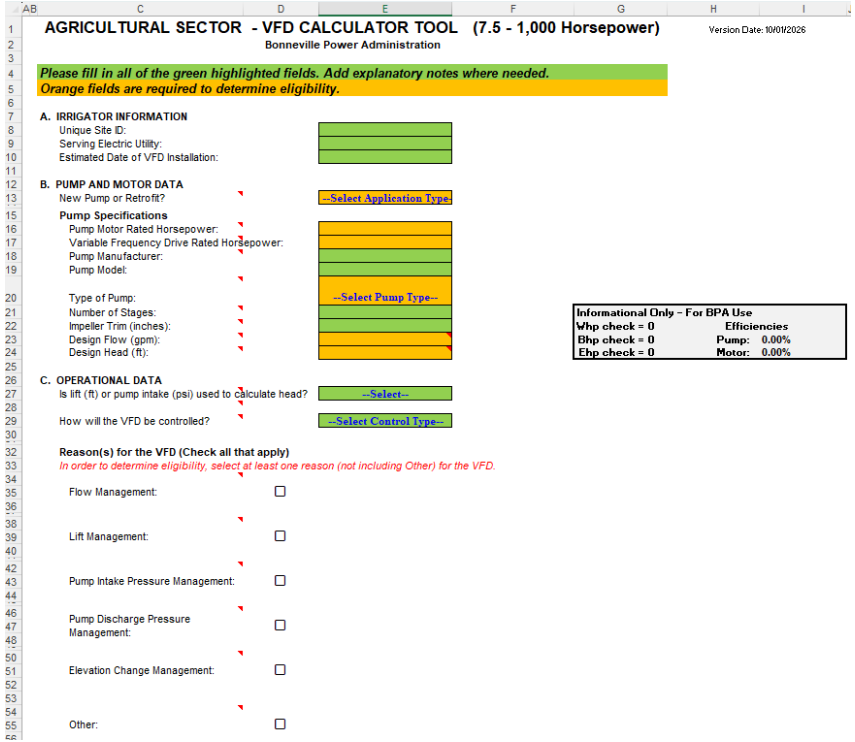

AGRICULTURAL SECTOR - VFD CALCULATOR TOOL (7.5 - 1,000 Horsepower)

Bonneville Power Administration

Version Date: 10/01/2026

Please fill in all of the green highlighted fields. Add explanatory notes where needed.
Orange fields are required to determine eligibility.

A. IRRIGATOR INFORMATION
- Unique Site ID:
- Serving Electric Utility:
- Estimated Date of VFD Installation:

B. PUMP AND MOTOR DATA
- New Pump or Retrofit? --Select Application Type--

Pump Specifications
- Pump Motor Rated Horsepower:
- Variable Frequency Drive Rated Horsepower:
- Pump Manufacturer:
- Pump Model:
- Type of Pump: --Select Pump Type--
- Number of Stages:
- Impeller Trim (inches):
- Design Flow (gpm):
- Design Head (ft):

Informational Only – For BPA Use
Whp check = 0 Efficiencies
Bhp check = 0 Pump: 0.00%
Ehp check = 0 Motor: 0.00%

C. OPERATIONAL DATA
- Is lift (ft) or pump intake (psi) used to calculate head? --Select--
- How will the VFD be controlled? --Select Control Type--

Reason(s) for the VFD (Check all that apply)
In order to determine eligibility, select at least one reason (not including Other) for the VFD.
- Flow Management: ☐
- Lift Management: ☐
- Pump Intake Pressure Management: ☐
- Pump Discharge Pressure Management: ☐
- Elevation Change Management: ☐
- Other: ☐

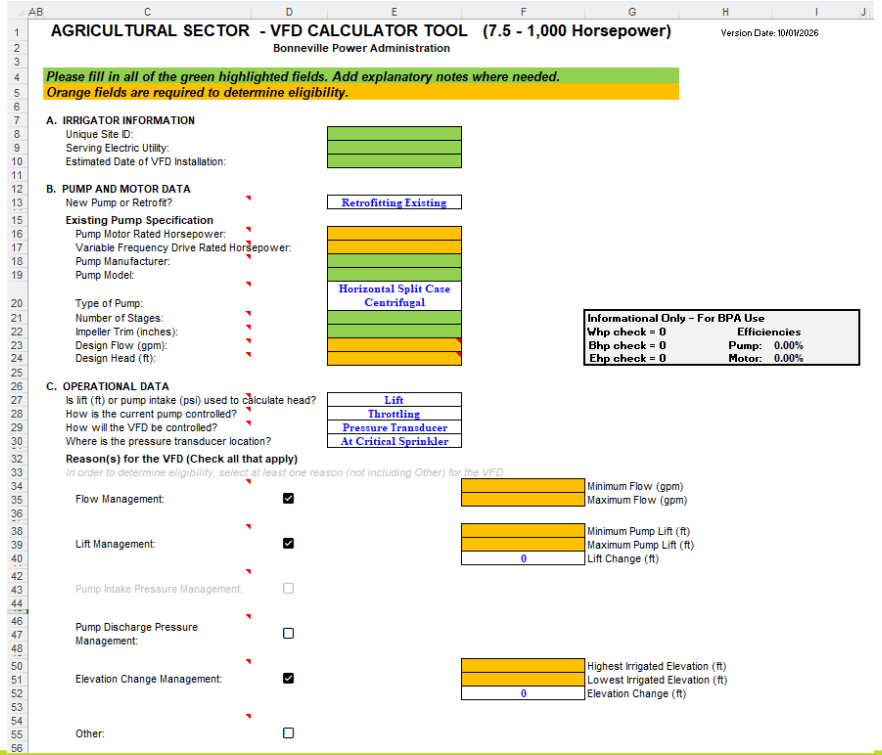

AGRICULTURAL SECTOR - VFD CALCULATOR TOOL (7.5 - 1,000 Horsepower)

Bonneville Power Administration

Version Date: 10/01/2026

Please fill in all of the green highlighted fields. Add explanatory notes where needed.
Orange fields are required to determine eligibility.

A. IRRIGATOR INFORMATION
- Unique Site ID:
- Serving Electric Utility:
- Estimated Date of VFD Installation:

B. PUMP AND MOTOR DATA
- New Pump or Retrofit? Retrofitting Existing

Existing Pump Specification
- Pump Motor Rated Horsepower:
- Variable Frequency Drive Rated Horsepower:
- Pump Manufacturer:
- Pump Model:
- Type of Pump: Horizontal Split Case Centrifugal
- Number of Stages:
- Impeller Trim (inches):
- Design Flow (gpm):
- Design Head (ft):

Informational Only – For BPA Use
Whp check = 0 Efficiencies
Bhp check = 0 Pump: 0.00%
Ehp check = 0 Motor: 0.00%

C. OPERATIONAL DATA
- Is lift (ft) or pump intake (psi) used to calculate head? Lift
- How is the current pump controlled? Throttling
- How will the VFD be controlled? Pressure Transducer
- Where is the pressure transducer location? At Critical Sprinkler

Reason(s) for the VFD (Check all that apply)
In order to determine eligibility, select at least one reason (not including Other) for the VFD.
- Flow Management: ☑ — Minimum Flow (gpm), Maximum Flow (gpm)
- Lift Management: ☑ — Minimum Pump Lift (ft), Maximum Pump Lift (ft), 0 Lift Change (ft)
- Pump Intake Pressure Management: ☐
- Pump Discharge Pressure Management: ☐
- Elevation Change Management: ☑ — Highest Irrigated Elevation (ft), Lowest Irrigated Elevation (ft), 0 Elevation Change (ft)
- Other: ☐

New VFD Calculator – Only Necessary Info (Customer Print Versions)

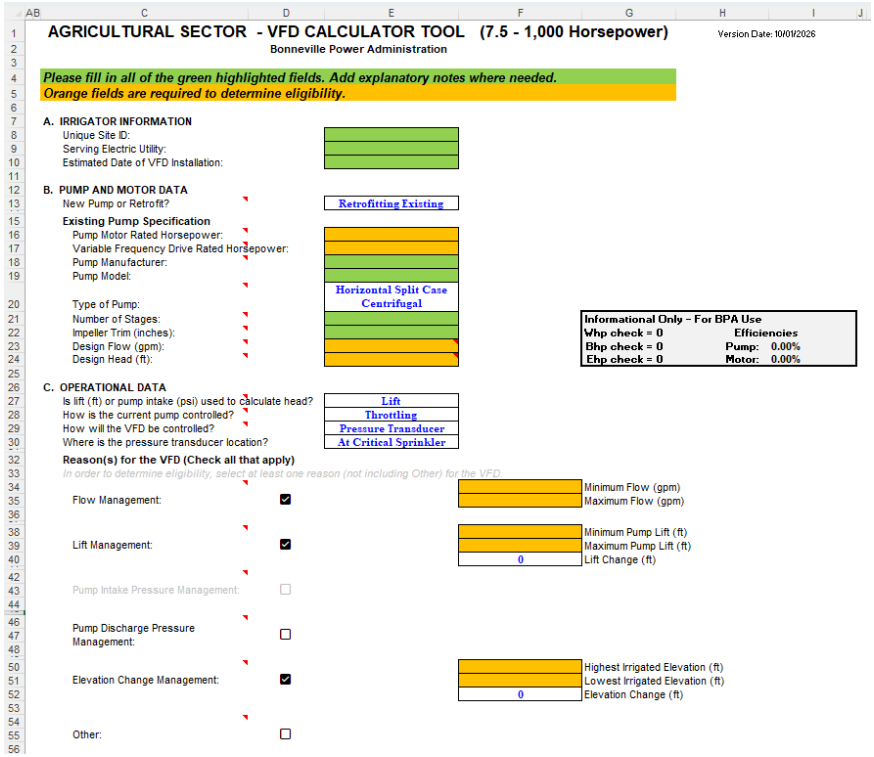

AGRICULTURAL SECTOR - VFD CALCULATOR TOOL (7.5 - 1,000 Horsepower)

Bonneville Power Administration

Version Date: 10/01/2026

Please fill in all of the green highlighted fields. Add explanatory notes where needed.
Orange fields are required to determine eligibility.

A. IRRIGATOR INFORMATION

- Unique Site ID:
- Serving Electric Utility:
- Estimated Date of VFD Installation:

B. PUMP AND MOTOR DATA

- New Pump or Retrofit? — Retrofitting Existing

Existing Pump Specification

- Pump Motor Rated Horsepower:
- Variable Frequency Drive Rated Horsepower:
- Pump Manufacturer:
- Pump Model:
- Type of Pump: — Horizontal Split Case Centrifugal
- Number of Stages:
- Impeller Trim (inches):
- Design Flow (gpm):
- Design Head (ft):

Informational Only – For BPA Use		
Whp check = 0	Efficiencies	
Bhp check = 0	Pump:	0.00%
Ehp check = 0	Motor:	0.00%

C. OPERATIONAL DATA

- Is lift (ft) or pump intake (psi) used to calculate head? — Lift
- How is the current pump controlled? — Throttling
- How will the VFD be controlled? — Pressure Transducer
- Where is the pressure transducer location? — At Critical Sprinkler

Reason(s) for the VFD (Check all that apply)

In order to determine eligibility, select at least one reason (not including Other) for the VFD.

Flow Management:	☑	Minimum Flow (gpm); Maximum Flow (gpm)
Lift Management:	☑	Minimum Pump Lift (ft); Maximum Pump Lift (ft); Lift Change (ft) = 0
Pump Intake Pressure Management:	☐	
Pump Discharge Pressure Management:	☐	
Elevation Change Management:	☑	Highest Irrigated Elevation (ft); Lowest Irrigated Elevation (ft); Elevation Change (ft) = 0
Other:	☐	

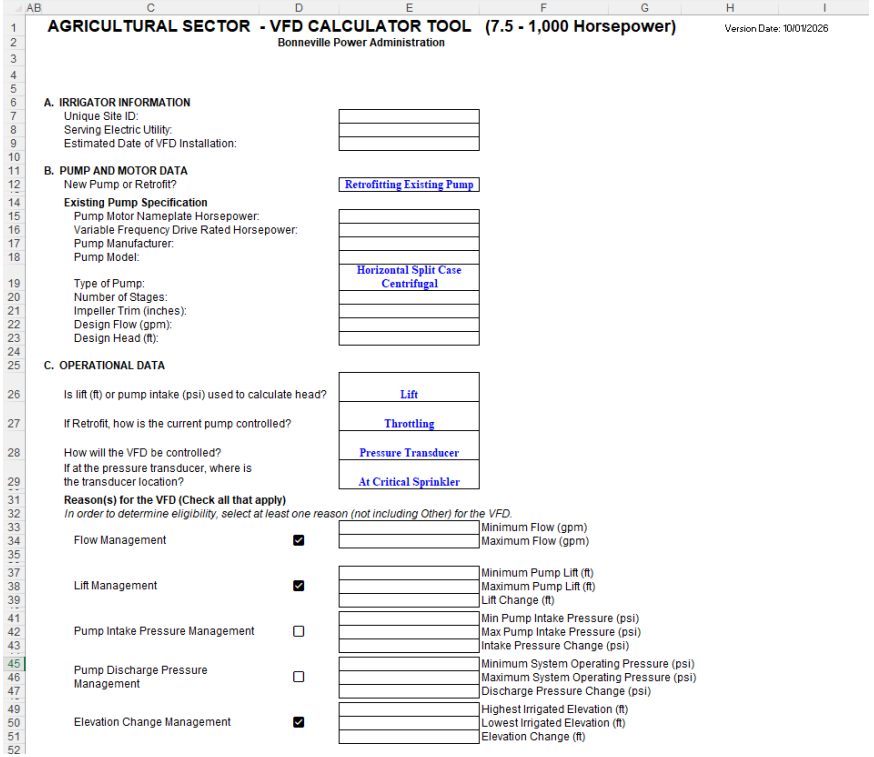

AGRICULTURAL SECTOR - VFD CALCULATOR TOOL (7.5 - 1,000 Horsepower)

Bonneville Power Administration

Version Date: 10/01/2026

A. IRRIGATOR INFORMATION

- Unique Site ID:
- Serving Electric Utility:
- Estimated Date of VFD Installation:

B. PUMP AND MOTOR DATA

- New Pump or Retrofit? — Retrofitting Existing Pump

Existing Pump Specification

- Pump Motor Nameplate Horsepower:
- Variable Frequency Drive Rated Horsepower:
- Pump Manufacturer:
- Pump Model:
- Type of Pump: — Horizontal Split Case Centrifugal
- Number of Stages:
- Impeller Trim (inches):
- Design Flow (gpm):
- Design Head (ft):

C. OPERATIONAL DATA

- Is lift (ft) or pump intake (psi) used to calculate head? — Lift
- If Retrofit, how is the current pump controlled? — Throttling
- How will the VFD be controlled? — Pressure Transducer
- If at the pressure transducer, where is the transducer location? — At Critical Sprinkler

Reason(s) for the VFD (Check all that apply)

In order to determine eligibility, select at least one reason (not including Other) for the VFD.

Flow Management	☑	Minimum Flow (gpm); Maximum Flow (gpm)
Lift Management	☑	Minimum Pump Lift (ft); Maximum Pump Lift (ft); Lift Change (ft)
Pump Intake Pressure Management	☐	Min Pump Intake Pressure (psi); Max Pump Intake Pressure (psi); Intake Pressure Change (psi)
Pump Discharge Pressure Management	☐	Minimum System Operating Pressure (psi); Maximum System Operating Pressure (psi); Discharge Pressure Change (psi)
Elevation Change Management	☑	Highest Irrigated Elevation (ft); Lowest Irrigated Elevation (ft); Elevation Change (ft)

New VFD Calculator – Only Necessary Info (Hand-Written Versions)

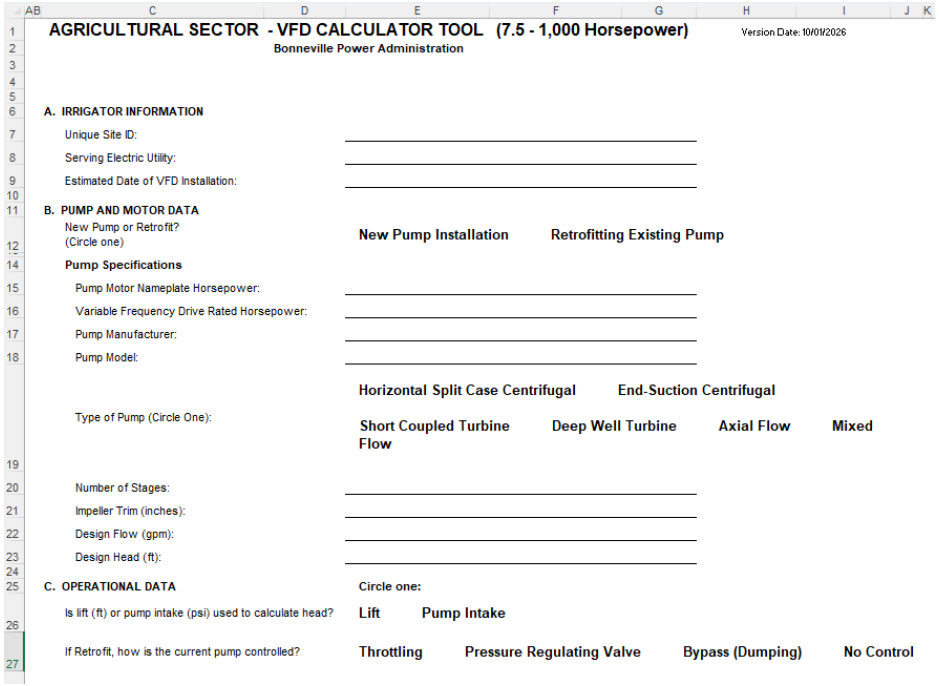

AGRICULTURAL SECTOR - VFD CALCULATOR TOOL (7.5 - 1,000 Horsepower)

Version Date: 10/01/2026

Bonneville Power Administration

A. IRRIGATOR INFORMATION

Unique Site ID: _____

Serving Electric Utility: _____

Estimated Date of VFD Installation: _____

B. PUMP AND MOTOR DATA

New Pump or Retrofit? (Circle one) — **New Pump Installation** **Retrofitting Existing Pump**

Pump Specifications

Pump Motor Nameplate Horsepower: _____

Variable Frequency Drive Rated Horsepower: _____

Pump Manufacturer: _____

Pump Model: _____

Type of Pump (Circle One): **Horizontal Split Case Centrifugal** **End-Suction Centrifugal** **Short Coupled Turbine** **Deep Well Turbine** **Axial Flow** **Mixed Flow**

Number of Stages: _____

Impeller Trim (inches): _____

Design Flow (gpm): _____

Design Head (ft): _____

C. OPERATIONAL DATA

Is lift (ft) or pump intake (psi) used to calculate head? **Circle one:** **Lift** **Pump Intake**

If Retrofit, how is the current pump controlled? **Throttling** **Pressure Regulating Valve** **Bypass (Dumping)** **No Control**

New VFD Calculator – Only Necessary Info
(Error Messages)

- Error messages for combinations that can not exist

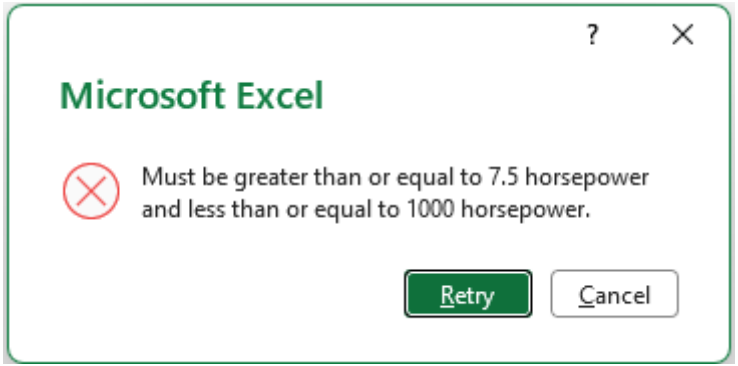

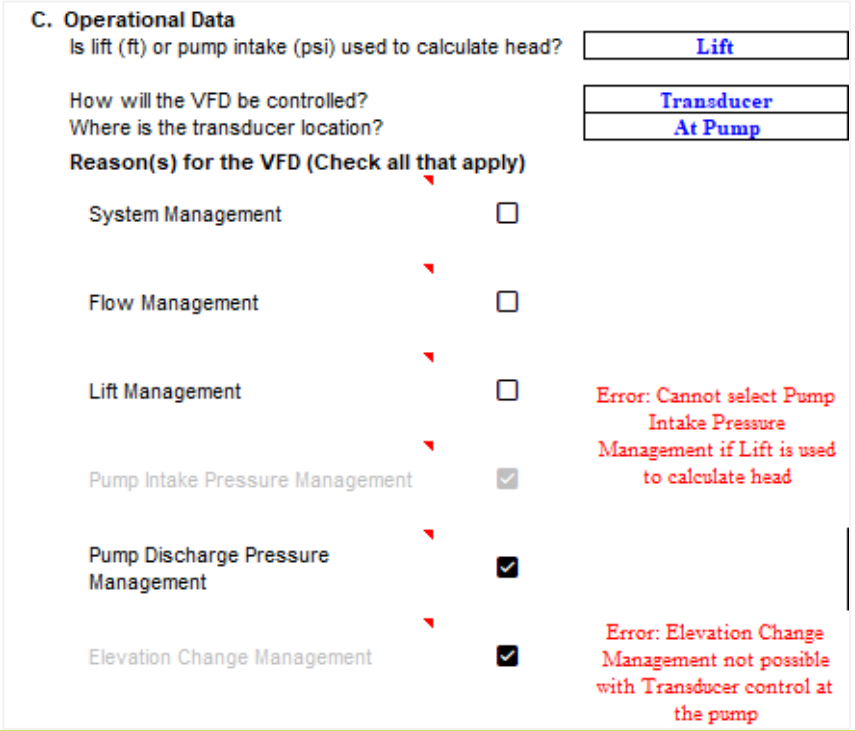

New VFD Calculator – Instructions/Pop Up Messages

- Instructions Page
- Pop Up Messages
  - Examples:

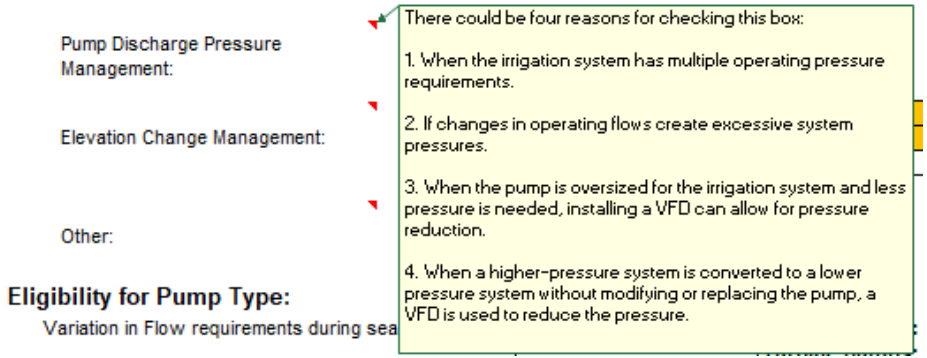

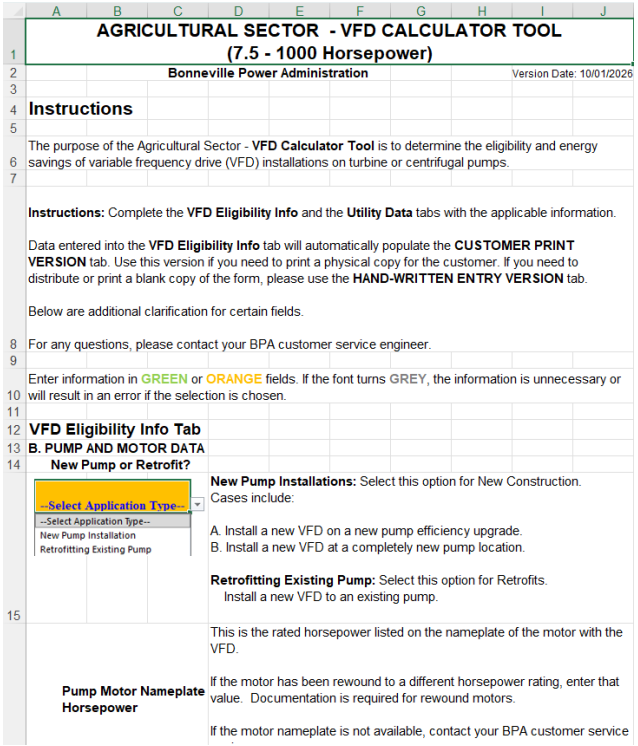

New VFD Calculator – No Pre-Filled Information
(Visual Color Cues)

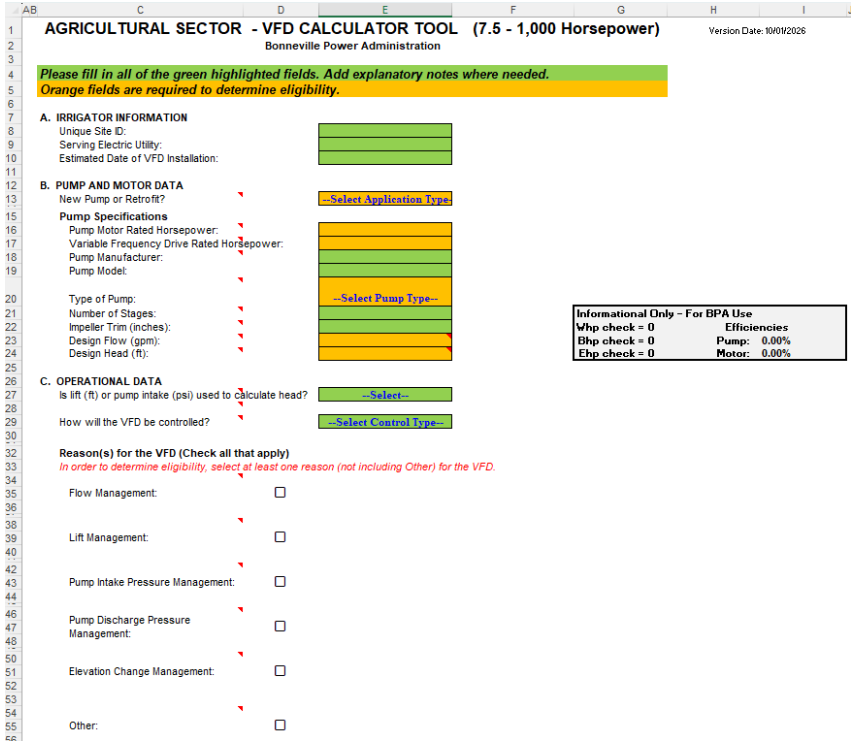

AGRICULTURAL SECTOR - VFD CALCULATOR TOOL (7.5 - 1,000 Horsepower)

Bonneville Power Administration

Version Date: 10/01/2026

Please fill in all of the green highlighted fields. Add explanatory notes where needed.
Orange fields are required to determine eligibility.

A. IRRIGATOR INFORMATION

- Unique Site ID:
- Serving Electric Utility:
- Estimated Date of VFD Installation:

B. PUMP AND MOTOR DATA

- New Pump or Retrofit? --Select Application Type--

Pump Specifications

- Pump Motor Rated Horsepower:
- Variable Frequency Drive Rated Horsepower:
- Pump Manufacturer:
- Pump Model:
- Type of Pump: --Select Pump Type--
- Number of Stages:
- Impeller Trim (inches):
- Design Flow (gpm):
- Design Head (ft):

Informational Only – For BPA Use

Whp check = 0 Efficiencies

Bhp check = 0 Pump: 0.00%

Ehp check = 0 Motor: 0.00%

C. OPERATIONAL DATA

- Is lift (ft) or pump intake (psi) used to calculate head? --Select--
- How will the VFD be controlled? --Select Control Type--

Reason(s) for the VFD (Check all that apply)

In order to determine eligibility, select at least one reason (not including Other) for the VFD.

- Flow Management: ☐
- Lift Management: ☐
- Pump Intake Pressure Management: ☐
- Pump Discharge Pressure Management: ☐
- Elevation Change Management: ☐
- Other: ☐

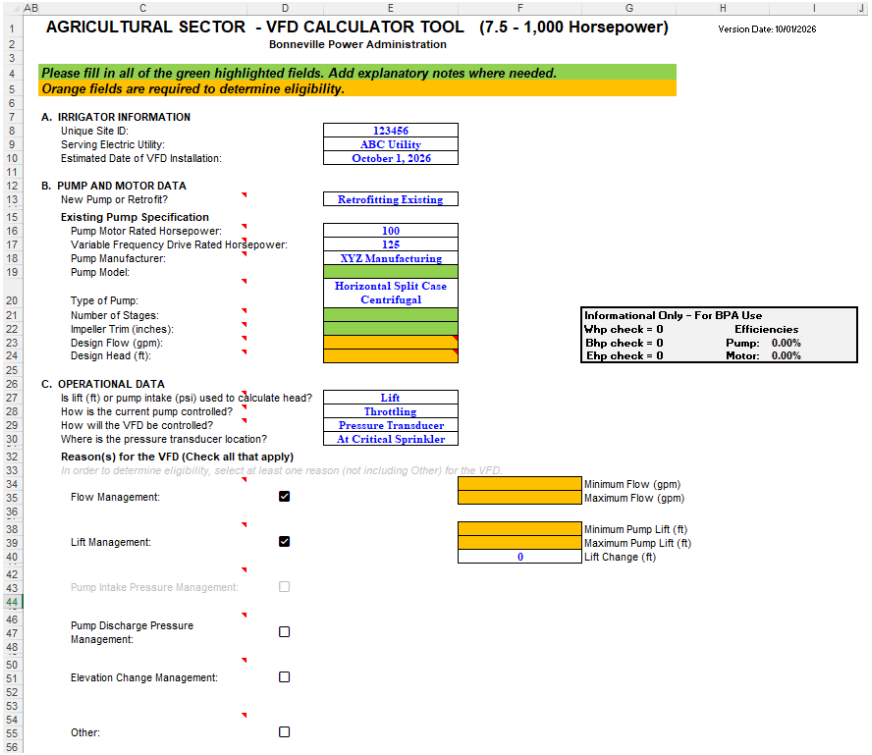

AGRICULTURAL SECTOR - VFD CALCULATOR TOOL (7.5 - 1,000 Horsepower)

Bonneville Power Administration

Version Date: 10/01/2026

Please fill in all of the green highlighted fields. Add explanatory notes where needed.
Orange fields are required to determine eligibility.

A. IRRIGATOR INFORMATION

- Unique Site ID: 123456
- Serving Electric Utility: ABC Utility
- Estimated Date of VFD Installation: October 1, 2026

B. PUMP AND MOTOR DATA

- New Pump or Retrofit? Retrofitting Existing

Existing Pump Specification

- Pump Motor Rated Horsepower: 100
- Variable Frequency Drive Rated Horsepower: 125
- Pump Manufacturer: XYZ Manufacturing
- Pump Model:
- Type of Pump: Horizontal Split Case Centrifugal
- Number of Stages:
- Impeller Trim (inches):
- Design Flow (gpm):
- Design Head (ft):

Informational Only – For BPA Use

Whp check = 0 Efficiencies

Bhp check = 0 Pump: 0.00%

Ehp check = 0 Motor: 0.00%

C. OPERATIONAL DATA

- Is lift (ft) or pump intake (psi) used to calculate head? Lift
- How is the current pump controlled? Throttling
- How will the VFD be controlled? Pressure Transducer
- Where is the pressure transducer location? At Critical Sprinkler

Reason(s) for the VFD (Check all that apply)

In order to determine eligibility, select at least one reason (not including Other) for the VFD.

- Flow Management: ☑ — Minimum Flow (gpm), Maximum Flow (gpm)
- Lift Management: ☑ — Minimum Pump Lift (ft), Maximum Pump Lift (ft), Lift Change (ft) = 0
- Pump Intake Pressure Management: ☐
- Pump Discharge Pressure Management: ☐
- Elevation Change Management: ☐
- Other: ☐

New VFD Calculator (continued) - Usage Data

- Usage Data
  - For Retrofits, messages will appear to remind utilities to provide usage data
  - Example:

D. METERED LOAD USAGE ESTIMATES

Are other pump or pivot loads connected to the meter? | No |

Provide three years of usage on the Utility Data tab

Enter Usage on Utility Data Tab | 0 | kWh actual average

Usage Information for Retrofit VFD for Retrofitting Existing Pump

Average Annual kWh usage, **kW and Cost optional** but it calculates the average cost. Use the last three years, unless the usage is atypical in one or two years, then use the best representative usage.

C. LOAD PROFILE, three years - Only Required for *Existing Pump Replacement or Retrofit*

Month	2023			2024		
	kW	kWh	Cost	kW	kWh	Cost
January						
February						
March						
April						
May						
June						
July						
August						
September						
October						
November						
December						
Annual	0.0	0	$0.00	0.0	0	$0.00

Month	2025			Average		
	kW	kWh	Cost	kW	kWh	Cost
January				0.0	0	$0.00
February				0.0	0	$0.00
March				0.0	0	$0.00
April				0.0	0	$0.00
May				0.0	0	$0.00
June				0.0	0	$0.00
July				0.0	0	$0.00
August				0.0	0	$0.00
September				0.0	0	$0.00
October				0.0	0	$0.00
November				0.0	0	$0.00
December				0.0	0	$0.00
Annual	0.0	0	$0.00	0.0	0	$0.00

Average Rate:

Instructions | VFD Eligibility Info | Utility Data | CUSTOMER PRINT VERSION

New VFD Calculator (continued) – Metered Load Usage Data

- New Construction
  - No longer requiring the information
- Retrofits
  - Are other pump and pivot load connected to the meter? Yes/No
  - If **NO**, savings based on past average usage data.
  - If **YES**, additional information required

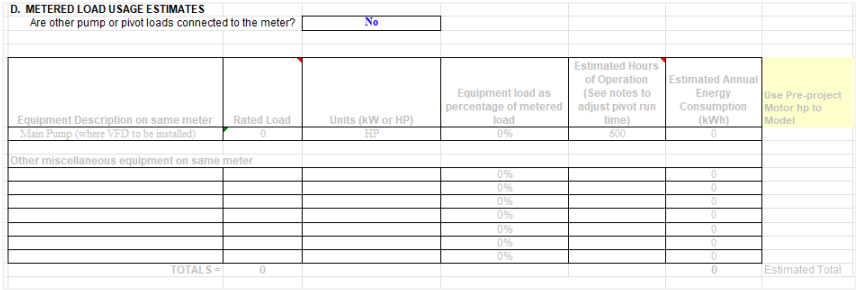

D. METERED LOAD USAGE ESTIMATES

Are other pump or pivot loads connected to the meter? No

Equipment Description on same meter	Rated Load	Units (kW or HP)	Equipment load as percentage of metered load	Estimated Hours of Operation (See notes to adjust pivot run time)	Estimated Annual Energy Consumption (kWh)	Use Pre-project Motor hp to Model
Main Pump (where VFD to be installed)	0	HP	0%	600	0	
Other miscellaneous equipment on same meter						
			0%		0	
			0%		0	
			0%		0	
			0%		0	
			0%		0	
			0%		0	
			0%		0	
TOTALS =	0				0	Estimated Total

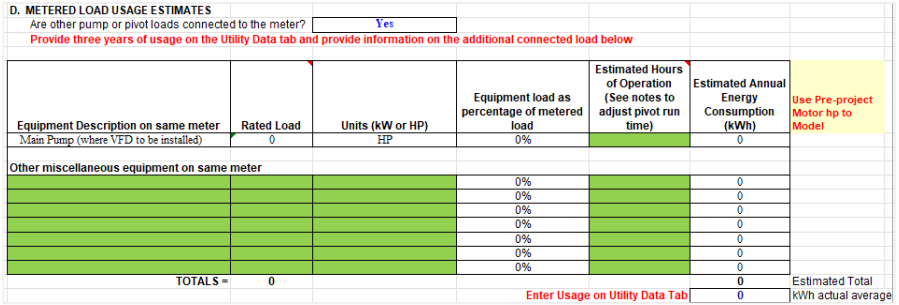

D. METERED LOAD USAGE ESTIMATES

Are other pump or pivot loads connected to the meter? Yes

Provide three years of usage on the Utility Data tab and provide information on the additional connected load below

Equipment Description on same meter	Rated Load	Units (kW or HP)	Equipment load as percentage of metered load	Estimated Hours of Operation (See notes to adjust pivot run time)	Estimated Annual Energy Consumption (kWh)	Use Pre-project Motor hp to Model
Main Pump (where VFD to be installed)	0	HP	0%		0	
Other miscellaneous equipment on same meter						
			0%		0	
			0%		0	
			0%		0	
			0%		0	
			0%		0	
			0%		0	
			0%		0	
TOTALS =	0				0	Estimated Total
				Enter Usage on Utility Data Tab	0	kWh actual average

Next Steps

- Updated calculator available as of 10/1/2026
- Old calculators still available
- Let us know if you see any issues

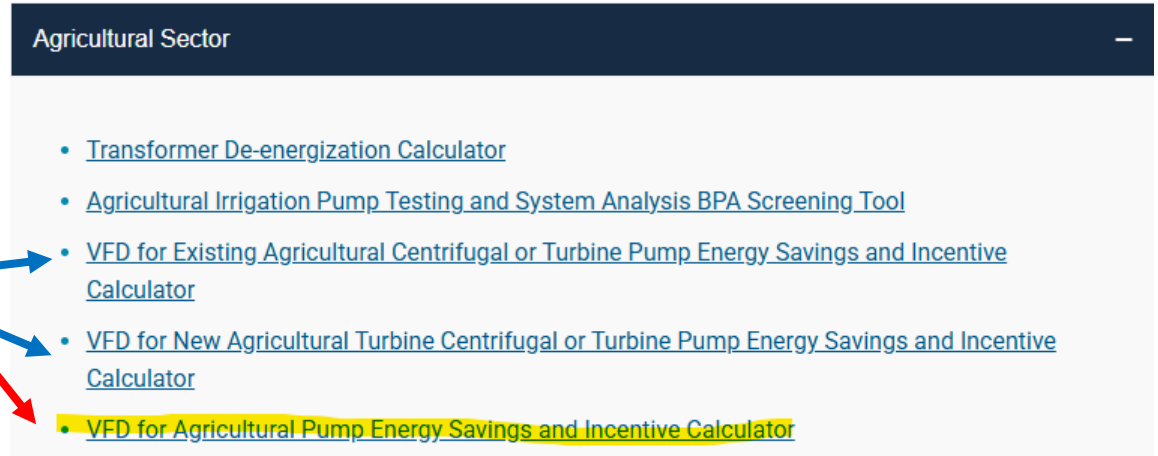

VFD Demonstration

Dick Stroh

Customer Service Engineer



Break

15 minutes



Utility Roundtable



Last Thoughts

- Successes
- Barriers
- Goals
- How can we help?
- Any final thoughts on the Roundtable?

Wrap Up!

EFX
Surveys



Efficiency Exchange 2027

Save the date for EFX27 in Wenatchee, WA, May 18–19, 2027



https://www.surveymonkey.com/r/IdNvWy2026

Exit Survey

Adjourn – Safe Travels

THANK YOU!

