


# Webex Accessibility tools

## To enable Closed Captions

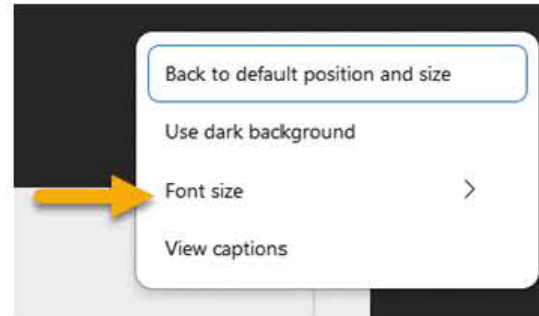
Select the **CC icon** in the lower-left of the WebEx screen



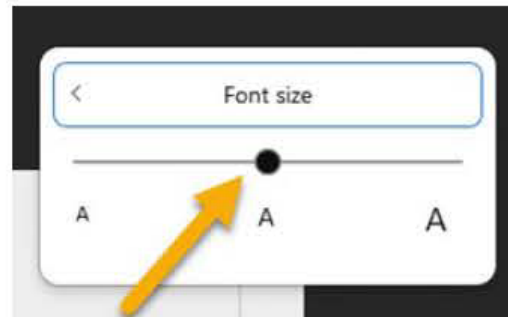
*Note: CC is set individually by each person who wants to enable them.*

## Change font size

Select the **ellipsis** in the lower right



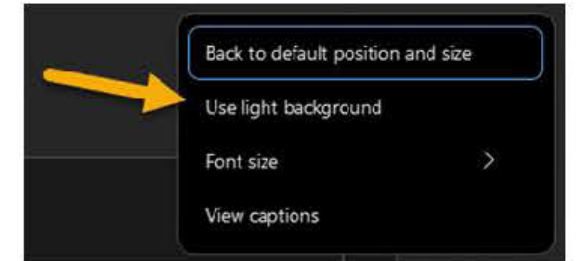
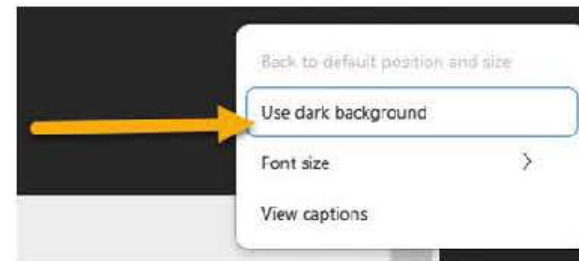
Select **font size**



Use the slider to select the desired size

## Change background contrast

1. Select the **ellipsis** in the lower right
2. Select the **dark or light background**





Bonneville  
POWER ADMINISTRATION



# QUARTERLY BUSINESS REVIEW

May 14, 2026



# QBR INTRODUCTION

Joel Scruggs, CHIEF COMMUNICATIONS OFFICER

# Webex features for attendees

---

## **CANNOT**

- Edit display name once logged in
- Unmute
- Turn on camera
- Chat (feature is disabled)

## **CAN**

- Raise hand to ask a question (host will unmute once called upon)
- Ask a question in the Q & A box



# KEY PERFORMANCE INDICATORS

Suzanne Cooper, DEPUTY ADMINISTRATOR AND CHIEF OPERATING OFFICER

# AGENCY OPERATIONAL TARGETS

## SAFETY

### Incident Frequency Rate

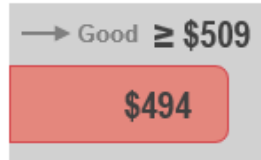


### Safety Corrective Actions



## FINANCIAL STRENGTH

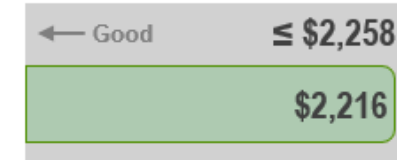
### Net Revenue (\$M)



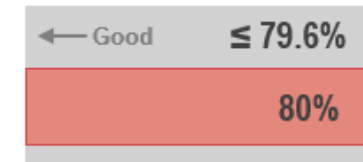
### Capital (\$M)



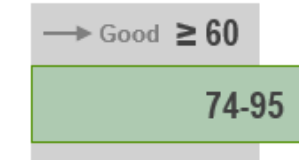
### IPR Cost Expenditure (\$M)




### Debt to Asset Ratio



### Days Cash on Hand




### Available Borrowing Authority (\$B) (over 20 years)



## POWER AND TRANSMISSION RELIABILITY


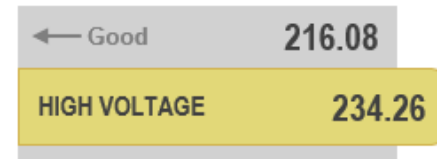
### Federal Hydro Forced Outage Factor



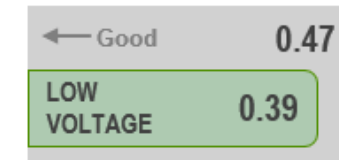
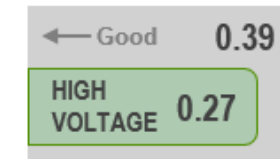
### CGS Availability Factor



### System Average Interruption Duration Index (Minutes Per Line)



### System Average Interruption Frequency Index (Annual Unplanned Outage)





# FINANCE

Tom McDonald, EXECUTIVE VICE PRESIDENT AND CHIEF FINANCIAL OFFICER

# FINANCIAL OPERATIONAL TARGETS

## FINANCIAL STRENGTH

Net Revenue (\$M)

→ Good  $\geq$  \$509

\$494

IPR Cost Expenditure (\$M)

← Good  $\leq$  \$2,258

\$2,216

Days Cash on Hand

→ Good  $\geq$  60

74-95

Capital (\$M)

▶ ◀ Good \$1,155–\$1,475

\$1,272

Debt to Asset Ratio

← Good  $\leq$  79.6%

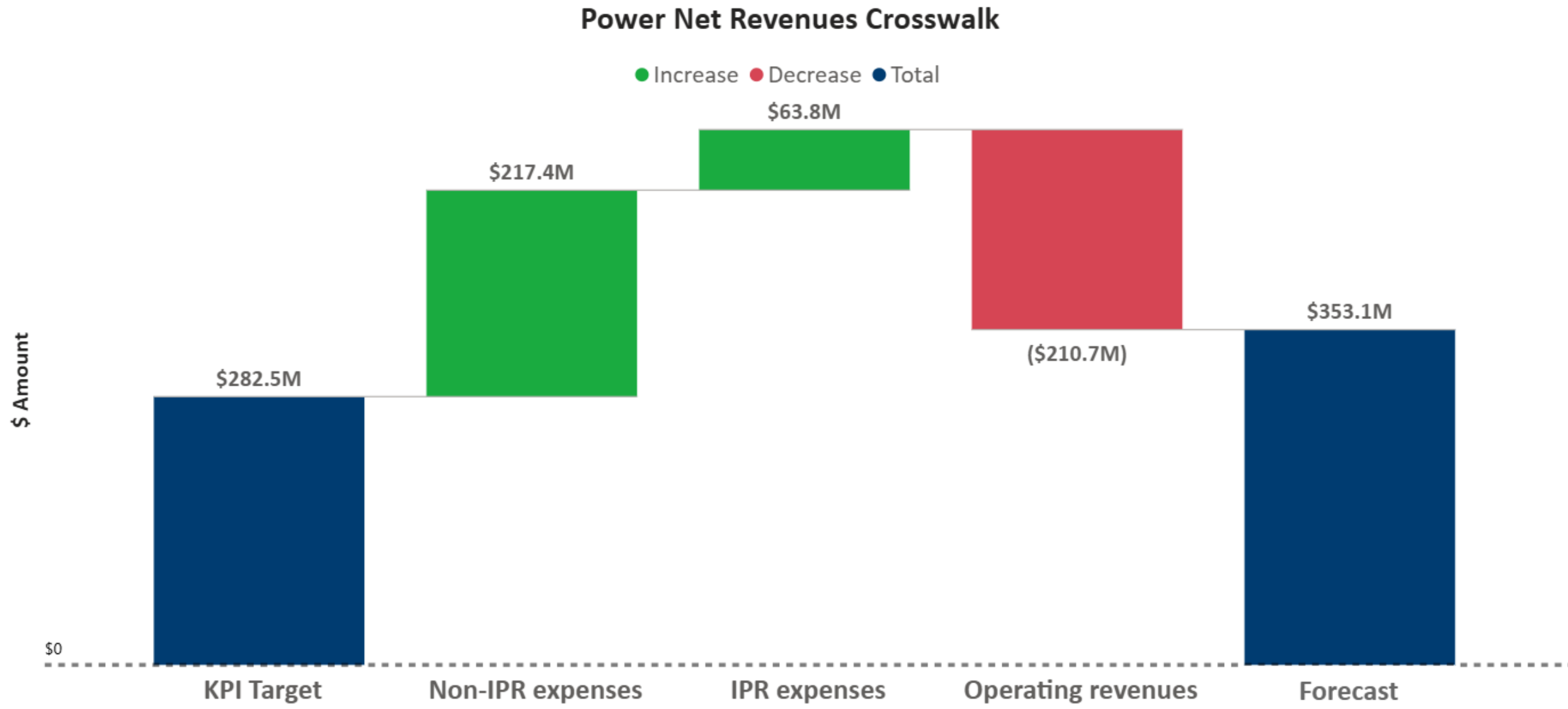
80%

Available Borrowing Authority (\$B)  
(over 20 years)

Good →  $\geq$  \$1.5

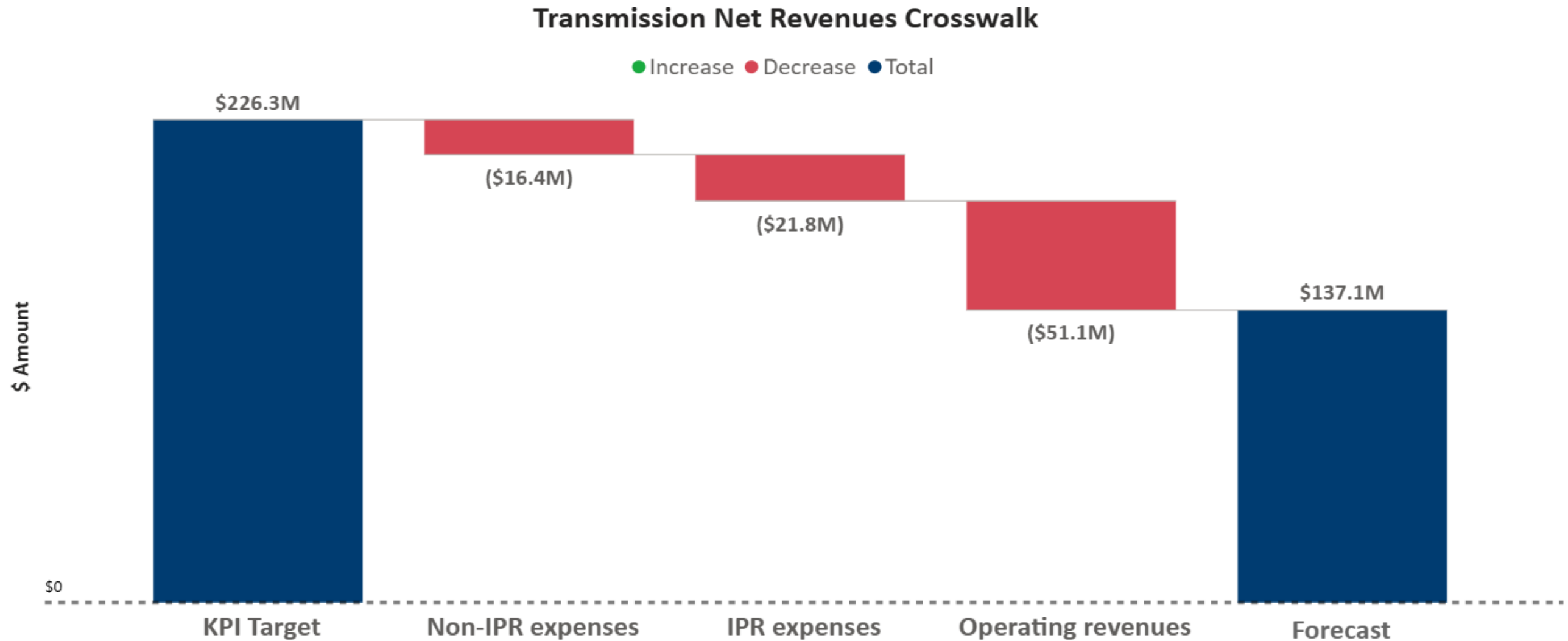
MEET THE TARGET

# FY26 FORECAST: POWER NET REVENUE



Power's net revenue KPI target is equal to the FY26 Rate Case net revenue forecast.

# FY26 FORECAST: TRANSMISSION NET REVENUE



The KPI Target is equal to the Transmission's FY26 Rate Case net revenue forecast.

# RFR POINT ESTIMATE WITH BAL SHEET VOLATILITY

## FY26 Q2 Forecast Range\*

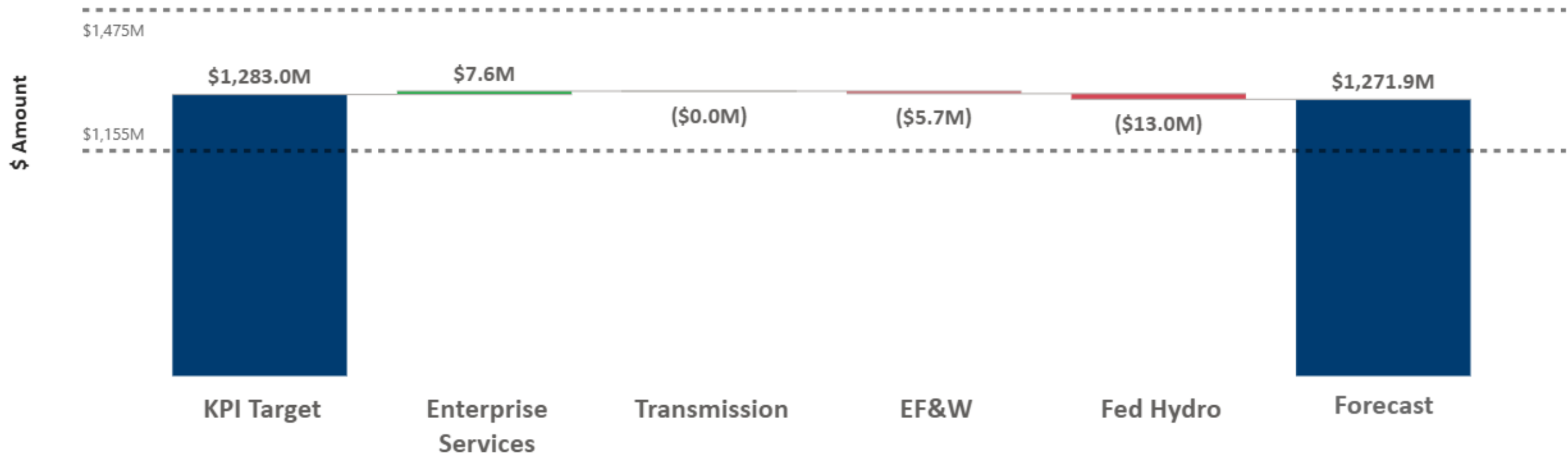
| Business Unit | RFR             | Days Cash | Surcharge | RDC     |
|---------------|-----------------|-----------|-----------|---------|
| Power         | \$370M – \$466M | 65 – 82   | <\$370M   | >\$741M |
| Transmission  | \$220M – \$289M | 96 – 126  | <\$141M   | >\$283M |
| Agency        | \$590M – \$755M | 74 – 95   | –         | >\$768M |

\* Low end incorporates Sustainable Capital Financing Policy requirements; Forecast range does NOT incorporate hydro volatility or other risks.

# FY26: AGENCY CAPITAL

## Agency Capital Expenditure Crosswalk

● Increase ● Decrease ● Total



The Agency capital expenditures KPI target is a range. The range is equal to +15% and -10% of the target midpoint.  
If Agency direct capital spend is equal to or between the boundaries, the target is green.



# STATE OF THE BUSINESS

Suzanne Cooper, DEPUTY ADMINISTRATOR AND COO

# STRATEGIC GOALS



Enhance the value of products and services



Invest in people



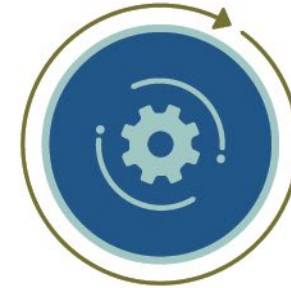
Sustain financial strength



Mature asset management



Preserve safe, reliable system operations



Modernize business systems and processes

## 2024–2028 Strategic Goals



# QBR CLOSING

Joel Scruggs, CHIEF COMMUNICATIONS OFFICER

# BPA PUBLIC ENGAGEMENT

- **Quarterly Business Review's Technical Workshop**
  - May 14, 1 to 3 p.m.
- **Post 2028 Residential Exchange Program Workshop**
  - May 20, 9 a.m. to 4 p.m. **(postponed)**
  - June 2, 9 a.m. to 4 p.m., June 16, 9 a.m. to 4 p.m., July 9, 9 a.m. to 4 p.m.
- **TC-28 (Market+) Pre-Proceeding Workshops**
  - May 27, 9 a.m. to 4 p.m. | May 28, 9 a.m. to 4 p.m. | June 24, 9 a.m. to 4 p.m. | June 25, 9 a.m. to 4 p.m.
- **Provider of Choice Resource Support Services Workshop**
  - June 8, 9 a.m. to noon | July 8, 1 to 3 p.m.
- **Hold for FY2026 CHWM Calculation Process Dispute Resolution Hearing (if needed)**
  - June 11, 1 to 4 p.m.
- **Grid Access Transformation: Proactive Planning & Accelerate Expansion Update**
  - June 15, 9 a.m. to noon
- **Day-Ahead Market Participation Workshop**
  - June 18, 9 a.m. to 4 p.m.

# BPA PUBLIC COMMENT PERIODS

- **Hot Springs-Rattlesnake No. 1 transmission line rebuild in Montana**
  - Opened April 15, closes May 19

View and submit comments on the  
Public Involvement & Decisions page, [www.bpa.gov/comment](http://www.bpa.gov/comment).



# QUESTION AND ANSWER

# THANK YOU

The next QBR will be held on  
**Thursday, Aug. 13, 2026, at 10 a.m.**

**Didn't get your question answered?**

Email [Communications@bpa.gov](mailto:Communications@bpa.gov).

Answers will be posted to [www.bpa.gov/qbr](http://www.bpa.gov/qbr).

# FINANCIAL DISCLOSURE

This information was made publicly available on May 11, 2026 and contains information not sourced directly from BPA financial statements.