



# Olympic Peninsula Reinforcement Project

## Olympia Substation Area - Tie Line Re-Route

### Legend


 Existing 500/230 Tie Line

 Proposed New Tower Location

 Proposed Tie Line Re-Route



Feet



**Figure 4**